

2006-07 Schedule

NOVEMBER (4-1)		
3	GLENVILLE STATE (Ex.)	W, 104-68
13	FLORIDA INTERNATIONAL	W, 96-72
17	@ Marshall	W, 73-69
21	NEW HAMPSHIRE	W, 76-64
26	@ Maine	W, 55-43
29	@ #2 Pittsburgh	L, 53-67
DECEMBER (4-2)		
2	DUQUESNE	W, 73-72
7	@ Sacred Heart *	L, 74-90
9	@ Wagner * #	L, 60-72
16	YOUNGSTOWN STATE	W, 79-78
20	@ Canisius	W, 81-77
30	GOUCHER	W, 83-38
JANUARY (3-2)		
4	QUINNIPIAC *	W, 86-68
6	CENTRAL CONN. STATE *	W, 64-48
11	@ Long Island *	L, 56-59
13	@ Fairleigh Dickinson *	W, 70-66
18	SACRED HEART *	L, 82-84
20	MOUNT ST. MARY'S *	7:00 p.m.
23	@ Saint Francis (Pa.) * \$	8:00 p.m.
27	@ Monmouth *	7:00 p.m.
FEBRUARY (0-0)		
1	FAIRLEIGH DICKINSON *	7:00 p.m.
3	SAINT FRANCIS (Pa.) * \$	3:30 p.m.
10	@ Mount St. Mary's *	7:00 p.m.
15	WAGNER *	7:00 p.m.
17	ST. FRANCIS (N.Y.) *	7:00 p.m.
22	@ Central Conn. State *	7:00 p.m.
24	@ Quinnipiac *	Noon
26	LONG ISLAND *	7:00 p.m.
MARCH (0-0)		
1/4/7	NEC Tournament	TBA

* NEC game; # Game seen live of MSG
\$ Game seen live on Fox Sports Net Pittsburgh

Mount St. Mary's (6-12 / 5-2) @ Robert Morris (11-5 / 3-4)

Saturday, January 20, 2007 at 7:00 EST

Charles L. Sewall Center (3,056) - Moon Township, Pa.

Radio: WPIT-AM 73 (Chris Shovlin - play-by-play & Jim Elias - color)

On the internet (live and archived) at: www.sports.yahoo.com

Top Story - The Robert Morris University men's basketball team closes out a two-game homestand Saturday night when it welcomes Mount St. Mary's to the Charles L. Sewall Center for a 7:00 p.m. Northeast Conference game. The Colonials dropped their first home game of the season in their last outing, an 84-82 setback to Sacred Heart (1/18/07). RMU currently sits in seventh place in the league standings with a 3-4 record in NEC, while Mount St. Mary's is in third place with a 5-2 league mark after a 67-63 win @ Saint Francis (Pa.) (1/18/07). Robert Morris takes to the road for a pair of games after Saturday contest with the Mount, traveling up Route 22 for an 8:00 p.m. contest @ in-state rival Saint Francis (Pa.) (1/23/07) that will be televised live on Fox Sports Pittsburgh before a trip to preseason favorite Monmouth Saturday, Jan. 27.

Quick Stat of the Night - Robert Morris dropped its first home game of the 2006-07 campaign with its 84-82 setback to Sacred Heart (1/18/07), falling to 7-1 on the year at the Charles L. Sewall Center. Despite the loss the Colonials own a record of 18-3 at home since the start of the 2005-06 campaign. Under sixth-year head coach Mark Schmidt Robert Morris has played a total of 17 two-game homestands in a three-day stretch, and in the previous 17 the Colonials have lost both contests just twice. RMU fell to both Fairleigh Dickinson (2/10/05) and Monmouth (2/12/05) and to St. Francis (N.Y.) (2/6/03) and Long Island (2/8/03).

Saturday's Opponent and the All-Time Series - Mount St. Mary's and Robert Morris will square off for the 38th time Saturday night, with the Mount holding a 22-15 lead in the all-time series. The two clubs met three times last season, with the outcome in the three games being decided by a total of four points. Mount St. Mary's edged RMU, 60-59, in Emmitsburg, Md. (2/2/06) before garnering a 64-62 win @ the Sewall Center (2/25/06) in the club's 2005-06 regular-season finale. In the 2006 NEC Tournament quarterfinals @ Knott Arena (3/2/06) in Emmitsburg, Md., Robert Morris downed the Mount thanks to a 67-66 victory.


RMU vs. Mount St. Mary's

Series Record	The Mount leads, 22-15
First Meeting	1/6/90; Mount, 79-68
Last Meeting	3/2/06; RMU, 67-66
Last RMU Win	3/2/06; RMU, 67-66
Current Streak	RMU, 1
Schmidt vs. Mount St. Mary's	7-4

Probable Starters (Mount St. Mary's @ Robert Morris)

MOUNT ST. MARY'S (6-12 / 5-2 NEC)							
#	P	Name	Pts.	Reb.	G/GS	Hometown	Quick Fact
4	F	Gus Durr (6-6, 220, Sr.)	6.5	3.1	13/8	Pasadena, Md.	Averaging 24.0 minutes per contest
40	F	Sam Atupem (6-7, 240, So.)	6.9	4.2	18/18	Newport News, Va.	Shooting 56 percent from the field
1	G	Jeremy Goode (5-9, 170, Fr.)	10.6	3.1	18/18	Charlotte, N.C.	Ranks third in the NEC in assists (4.94 per game)
2	G	Chris Vann (6-0, 195, Jr.)	12.8	3.0	18/18	Woodbridge, Va.	Averaging 14.7 ppg in NEC contests
3	G	Mychal Kearsse (6-4, 205, Sr.)	9.6	5.4	16/16	Charlotte, N.C.	Led Mount with 18 points in win @ SFPA
ROBERT MORRIS (11-5 / 3-4 NEC)							
32	F	A.J. Jackson (6-6, 230, Sr.)	15.9	7.9	16/16	Monessen, Pa.	Owns seven 20+ point games in 2006-07
4	C	Freddie Harris (6-9, 245, Sr.)	4.7	3.2	16/16	Decatur, Ala.	Shooting 61.1 percent from field last eight games
21	G	Jeremy Chappell (6-3, 200, So.)	12.2	5.4	16/16	Cincinnati, Ohio	0-for-6 from beyond the arc vs. Sacred Heart
13	G	Derek Coleman (5-11, 180, Sr.)	12.0	2.2	16/16	Dorchester, Mass.	Has hit 10 of his last 17 three-pointers (58.8%)
42	G	Tony Lee (6-0, 205, Jr.)	14.5	6.3	16/16	Boston, Mass.	10 points, six assists vs. Sacred Heart (1/18/07)

Head Coach Mark Schmidt Sixth Season - Boston College '85



The 2006-07 campaign marks **Mark Schmidt's** sixth year as head coach of the men's basketball program at Robert Morris University. He owns an overall record of 76-84 (.475), including a 52-47 (.525) mark in the Northeast Conference, and was named to his current post May 7, 2001. Schmidt guided the Colonials to their first winning season in six years in 2005-06 with an overall record of 15-14, including 10-8 in conference action. He also led RMU to the NEC Tournament semifinals for the second time in the last three years in 2006. In 2003-04 and 2004-05, he led RMU to identical overall

records of 14-15. In 2001-02, Schmidt led Robert Morris to a 12-18 overall record, the most victories for a first-year head coach in the 30-year history of the Colonial men's basketball program.

Prior to RMU, Schmidt spent seven seasons as one of the nation's top assistants at Xavier University under current Wake Forest head coach Skip Prosser from 1994-2001. While with the Musketeers, Schmidt played a dual role, serving as both a coach and the program's top recruiter. His coaching responsibilities centered mostly around the post players, and he helped develop and recruit players at Xavier that have moved on to the professional ranks, including James Posey (Miami Heat), David West (New Orleans Hornets), Romain Sato (San Antonio Spurs), Lionel Chalmers (Minnesota Timberwolves) and David Young (Seattle Supersonics). Prior to his stint with Xavier, Schmidt served one year as an assistant at Loyola College in Baltimore, Md., also under Prosser. He also spent two seasons at Penn State University under Bruce Parkhill from 1991-93, and started his coaching career as an assistant at St. Michael's College in Vermont from 1989-91.

Schmidt's playing career was highlighted by four years as a guard/forward at Boston College, where he received his bachelor's degree in business administration and management with a concentration in marketing in 1985. The Eagles went 22-10 and made the NCAA Elite Eight during his freshman season in 1981-82 under head coach Tom Davis and 25-7 the next year in making the NCAA Tournament Sweet Sixteen in his first of three years playing for current Maryland coach Gary Williams. Boston College reached the NIT second round in 1984 and the NCAA Sweet Sixteen again in 1985.

The Schmidt File

Who: Mark David Schmidt **Born:** Feb. 12, 1963, in Providence, R.I.
What: The 6th head coach in the 30-year Division I history of RMU basketball
Year at RMU: sixth (Appointed May 7, 2001)
Wife: Anita (from Valencia, Pa.)
Children: Sons Nicholas (11), Derek (9) and Michael (6)

COLLEGIATE COACHING EXPERIENCE

Robert Morris University, Moon Township, Pa.;
 - Head Coach (2001-current)
 Xavier University, Cincinnati, Ohio;
 - Assistant Coach (1994-2001)
 Loyola (Md.) College, Baltimore, Md.;
 - Assistant Coach (1993-94)
 Penn State University, University Park, Pa.;
 - Assistant Coach (1991-93)
 St. Michael's, Winoosta, Vt.;
 - Assistant Coach (1989-91)

PLAYING EXPERIENCE

Boston College, Chestnut Hill, Mass.;
 - Guard/Forward (1981-85)
 Bishop Feehan High School, Attleboro, Mass.;
 - Guard (1977-81)

PLAYERS IN THE PROS

Romain Sato, Xavier (2000-04), Lionel Chalmers, Xavier (2000-04), David Young, N.C. Central (2000-04), David West, Xavier (1999-2003), James Posey, Xavier (1995-99)



2006-07 Colonials at a Glance

Starters Returning / Lost	4 / 1
Letterwinners Returning / Lost	5 / 1
Returning Starters (Ht., Wt., Year) ppg / rpg:	
G - Derek Coleman (5-11, 180, Sr.)	11.9 / 4.7 apg
G - Tony Lee (6-0, 205, Jr.)	12.6 ppg, 7.1 rpg
G - Jeremy Chappell (6-3, 175, So.)	14.1 ppg, 5.7 rpg
F - A.J. Jackson (6-6, 230, Sr.)	17.0 ppg, 9.3 rpg
Starters Lost (Ht., Wt.) (ppg / apg):	
F - Cori Boston (6-5, 200, So.)	8.8 ppg, 3.3 rpg
2005-06 Overall Record:	15-14
2005-06 Home Record:	11-2
2005-06 Road Record:	4-12
2005-06 Neutral Record:	0-0
2005-06 NEC Record / Finish:	10-8 / 5th

Robert Morris Quick Facts

Location: Moon Township, Pa.
Founded: 1921
Enrollment: 5,000
Affiliation: NCAA I
Conference: Northeast
Nickname: Colonials
President: Gregory G. Dell'Omo, Ph.D.
Home Court: Charles L. Sewall Center
 Capacity: 3,056
Athletic Director: Craig Coleman, M.D.
Associate Athletic Director: Marty Galosi
Asst. Athletic Director / SWA: Addie Muti
Asst. Athletic Director: Meghan Sweeney
Asst. Athletic Director: Sean Simmons
Sports Information Director: Jim Duzyk
 Office: (412) 262-8314
 Fax: (412) 262-8557
 Press Row: (412) 262-8613
 E-mail: duzyk@rmu.edu
Asst. Sports Info Director: Ken Baker
Asst. Sports Info Director: Jeff McCafferty
Asst. Sports Info Director: Erik Kaminski

RMU vs. 2006-07 Opponents

Canisius	5-1
Central Connecticut State	10-10
Duquesne	5-12
Fairleigh Dickinson	26-29
Florida International	2-2
Goucher	1-0
Long Island	30-24
Maine	4-0
Marshall	2-3
Monmouth	14-29
Mount St. Mary's	15-22
New Hampshire	1-2
Pittsburgh	0-26
Quinnipiac	10-6
Sacred Heart	8-6
St. Francis (N.Y.)	31-21
Saint Francis (Pa.)	32-27
Wagner	28-21
Youngstown State	4-4
Total	228-245

2006-07 Top Performances**INDIVIDUAL****Scoring**

30	Jackson @ Marshall (11/17/06)
29	Coleman vs. Sacred Heart (1/18/07)
27	Lee vs. Goucher (12/30/06)
25	Jackson vs. Florida International (11/13/06)
23	Lee vs. Youngstown State (12/16/06)
22	Jackson vs. Duquesne (12/2/06)
21	Jackson vs. Sacred Heart (1/18/07)
21	Jackson @ Fairleigh Dickinson (1/13/07)
21	Jackson @ Maine (11/26/06)

Rebounding

15	Jackson @ Marshall (11/17/06)
12	Jackson @ Maine (11/26/06)
11	Chappell @ Maine (11/26/06)
11	Jackson @ Wagner (12/9/06)

Assists

11	Coleman vs. Quinnipiac (1/4/07)
10	Lee vs. Florida International (11/13/06)
9	Coleman vs. New Hampshire (11/21/06)
7	Coleman vs. Florida International (11/13/06)
7	Coleman @ Sacred Heart (12/7/06)
7	Coleman @ Wagner (12/9/06)

Steals

8	Lee vs. Duquesne (12/2/06)
6	Lee vs. Central Conn. State (1/6/07)
6	Lee vs. Quinnipiac (1/4/07)
6	Lee vs. Goucher (12/30/06)

Three-Point Field Goals

5	Coleman @ Fairleigh Dickinson (1/13/07)
5	Coleman vs. Sacred Heart (1/18/07)
4	Coleman vs. Florida International (11/13/06)
4	Coleman vs. New Hampshire (11/21/06)
4	Jackson vs. New Hampshire (11/21/06)

TEAM**Scoring**

96	vs. Florida International (11/13/06)	W, 96-72
86	vs. Quinnipiac (1/4/07)	W, 86-68
83	vs. Goucher (12/30/06)	W, 83-38

Scoring Defense

38	vs. Goucher (12/30/06)	W, 83-38
43	@ Maine (11/26/06)	W, 55-43
59	@ Long Island (1/11/07)	L, 56-59

Field Goal Percentage

.612	@ Canisius (12/20/06)	W, 81-77
.597	vs. Florida International (11/13/06)	W, 96-72
.528	vs. New Hampshire (11/21/06)	W, 77-64

Field Goal Percentage Defense

.283	vs. Goucher (12/30/06)	W, 83-38
.288	@ Maine (11/26/06)	W, 55-43
.364	vs. Central Conn. State (1/6/07)	W, 64-48

Free-Throw Percentage

.917	vs. New Hampshire (11-for-12)	W, 77-64
.857	@ Pittsburgh (6-for-7)	L, 53-67
.846	vs. Sacred Heart (11-for-13)	L, 82-84

Three-Point Field Goal Percentage

.600	vs. Florida International (12-for-20)	W, 96-72
.500	vs. New Hampshire (10-for-20)	W, 77-64
.450	vs. Central Conn. State (9-for-20)	W, 64-48

Colonial Quick Hits (Probable Starters) ...**#32 - F - A.J. Jackson • 6-6 • 230 • Senior • Monessen, Pa.**

Notched 21 points on 8-of-16 shooting from the field against Sacred Heart (1/18/07) ... Posted his first game of scoring at least 20 points since 12/2/06 with a team high 21 points in a 70-66 win @ Fairleigh Dickinson (1/13/07) ... Scored 11 points and grabbed nine rebounds @ Long Island (1/11/07) ... Registered 18th career double-double with 13 points and 10 rebounds in a 64-48 win over Central Connecticut State (1/6/07) ... Tied for team high honors in scoring with 17 points while adding five rebounds in an 81-77 win @ Canisius (12/20/06)

#4 - C - Freddie Harris • 6-9 • 245 • Senior • Decatur, Ala.

Finished with 10 points and four rebounds against Sacred Heart (1/18/07) ... Hit on three of his five shots from the field for seven points and grabbed a career high eight rebounds @ Long Island (1/11/07) ... Posted 12 points and seven rebounds in an 86-68 win over Quinnipiac (1/4/07) ... Exploded for a career high 16 points on 5-of-7 shooting from the field and 6-of-9 from the free-throw line in a 79-78 win over Youngstown State (12/16/06) ... Averaging 16.6 minutes per contest ... Contributed four points and three boards in a 73-72 win over Duquesne (12/2/06)

#13 - G - Derek Coleman • 5-11 • 180 • Senior • Dorchester, Mass.

Has started 84 of the last 85 games at point guard ... Paced RMU with a season high 29 points against Sacred Heart (1/18/07), hitting five three-pointers in the process ... Tallied a season high five three-pointers and finished with 18 points in a 70-66 win @ Fairleigh Dickinson (1/13/07) ... Contributed 11 points @ Long Island (1/11/07) ... Scored 10 points while adding six assists in a 64-48 win over Central Connecticut State (1/6/07) ... Posted second career double-double with 13 points and career high 11 assists in an 86-68 win over Quinnipiac (1/4/07)

#21 - G - Jeremy Chappell • 6-3 • 200 • Sophomore • Cincinnati, Ohio

Recorded first double-double of the season and third of his career with 10 points and 10 rebounds in a 70-66 win @ Fairleigh Dickinson (1/13/07) ... Led RMU for second straight game by tying a season high with 19 points @ Long Island (1/11/07) ... Paced Robert Morris with 16 points while adding eight rebounds in a 64-48 win over Central Connecticut State (1/6/07) ... Tallied 18 points and six rebounds in an 86-68 win over Quinnipiac (1/4/07) ... Contributed nine points and a career high six assists in an 83-38 win over Goucher (12/30/06)

#42 - G - Tony Lee • 6-0 • 205 • Junior • Boston, Mass.

Leads the NEC in field goal percentage (.599) and steals (2.94 per game) ... Contributed 12 points, seven boards, three assists and four steals in a 64-48 win over Central Connecticut State (1/6/07) ... Paced RMU with 20 points while adding six rebounds, five assists and six steals in an 86-68 victory over Quinnipiac (1/4/07) ... Scored a career high 27 points in an 83-38 win over Goucher (12/30/06) ... Tied for team high honors in scoring (17 pts) in an 81-77 win @ Canisius (12/20/06) ... Led Colonials with 23 points, eight rebounds and five assists in a 79-78 win over Youngstown State (12/16/06)

Colonial Quick Hits (Off the Bench) ...**#33 - F - Colson Sénat • 6-7 • 210 • Junior • Montreal, Quebec**

Finished with eight points and four rebounds in 18 minutes of an 86-68 win over Quinnipiac (1/4/07) ... Contributed 12 points off the bench in a 96-72 victory over Florida International (11/13/06) in 2006-07 season opener

#11 - F - Ifeanyi Ehirim • 6-7 • 210 • Sophomore • Toronto, Ontario

Shooting 60.7 percent (17-for-28) from the field ... Scored seven points in an 81-77 win @ Canisius (12/20/06) ... Finished 3-for-3 from the field for seven points @ Pitt (11/29/06) ... Tied a career high with eight points and added three blocks and two steals in a 55-43 win @ Maine (11/26/06)

#2 - G - Mezie Nwigwe • 6-4 • 175 • Freshman • Hyattsville, Md.

Contributed 12 points off the bench in a 70-66 win @ Fairleigh Dickinson (1/13/07) ... Notched first career double-figure scoring game with 12 points on 4-of-6 shooting in an 81-77 win @ Canisius (12/20/06)

RMU-Mount St. Mary's Statistical Comparison *

Category	Mount All Games	RMU All Games
Points Per Game	64.1	72.6
Points Allowed Per Game	69.1	66.7
Scoring Margin	- 5.0	+ 5.9
Field-Goal Percentage	.417	.461
Three-Point FG Percentage	.321	.329
Three-Point FG Made per Game	5.3	6.9
Free-Throw Percentage	.674	.725
Opponent FG Percentage	.455	.445
Opponent Three-Point FG Percentage	.408	.314
Opponent Free-Throw Percentage	.700	.626
Rebound Average	32.4	34.8
Rebound Margin	- 1.9	+ 1.2

* 2006-07 statistics

Scouting the Mount - Mount St. Mary's carries an overall record of 6-12 into its tilt with Robert Morris Saturday night, including a 5-2 mark in the Northeast Conference that has the club in third place in the league standings. The Mount has won three of their past four games after a 67-63 victory @ Saint Francis (Pa.) (1/18/07) in their last contest. Mount St. Mary's has been led by junior guard Chris Vann, who is averaging 14.7 points per game in NEC contests and 12.8 ppg overall. The leading rebounder for Mount St. Mary's has been senior guard Mychal Kearsse, who grabs an average of 5.4 caroms a contest.

Mount St. Mary's Head Coach - The 2006-07 campaign is the fourth season for head coach **Milan Brown (Howard '93)** on the sidelines at Mount St. Mary's. He enters Saturday's game with an overall record of 36-68 (.346), including a mark of 29-32 (.475) in the NEC.

RMU's Last Game - Sacred Heart shot 64.3 percent (18-for-28) from the field in the second half and climbed out of an 11-point deficit to down Robert Morris Jan. 18 at the Charles L. Sewall Center, 84-82. RMU had a pair of chances in the waning seconds to try to send the game into overtime but came up short both times. Tavior Hobson was sent to the free-throw line with 10 seconds to play and Sacred Heart owning an 83-81 edge, but he missed both of his chances. On the second miss junior guard **Tony Lee** came down with the rebound but stepped out of bounds, turning the ball back over to the Pioneers. Drew Shubik was then fouled by Lee, and he hit one of his two opportunities from the charity stripe to give SHU an 84-81 lead with 4.7 seconds to go. After a Sacred Heart timeout, senior guard **Derek Coleman** was fouled with 2.1 seconds remaining on the inbounds pass. After making his first free throw Coleman purposely missed the second attempt, and sophomore forward **Ifeyanyi Ehirim** came down with the rebound. Ehirim was unable to get off a shot before the clock sounded. Senior forward **A.J. Jackson** had given Robert Morris a 59-48 lead with 14:06 to play on a dunk, but the Pioneers scored the next eight points to close their deficit to three, 59-56, with 12:35 to play. It was part of a 21-5 Sacred Heart run that gave the Pioneers a 69-64 lead with 7:54 to go. Jarrid Frye scored six points during the spurt, while Shubik hit a three-pointer. SHU held the lead until Coleman was fouled on a layup attempt with 4:49 remaining on a foul by Hobson. Coleman converted the three-point play by scoring the layup and then hitting his free throw, knotting the game at 75-75. Shubik turned the ball over on SHU's next possession, and Lee scored a fastbreak layup on a feed from sophomore guard **Jeremy Chappell** to push the Colonials back in front, 77-75, with 3:53 to play. However, Brooks scored on a driving layup in the paint with 1:30 remaining to give the Pioneers the lead for good, 81-79. Coleman scored 29 points to lead all scorers in the contest, while Shubik scored a career high 28 for the Pioneers. Jackson added 21 points and seven rebounds for Robert Morris, while Lee and senior center **Freddie Harris** each scored 10 points. Frye finished with 17 for Sacred Heart, while Luke Granato added 11.

Leading Scorers: Coleman (29), Jackson (21), Harris (10), Lee (10)

Leading Rebounders: Chappell (8), Jackson (7), Lee (5), Harris (4)

Assists: Lee (6), Coleman (4), Chappell (3)

AROUND THE NEC



2006-07 Standings Through 1/18/07

	NEC	All
1. Central Conn. State	5-1	8-10
Sacred Heart	5-1	9-8
3. Mount St. Mary's	5-2	6-12
4. Fairleigh Dickinson	3-2	8-8
5. Quinnipiac	4-3	6-10
6. Long Island	3-3	7-10
7. Robert Morris	3-4	11-5
8. Monmouth	2-3	7-10
Wagner	2-3	5-11
9. Saint Francis (Pa.)	1-6	4-14
St. Francis (N.Y.)	1-6	3-16

Results / Upcoming Games:

Monday, January 15

Central Connecticut State 61, Long Island 48 *

Thursday, January 18

Central Conn. State 60, Fairleigh Dickinson 56 *

Mount St. Mary's 67, Saint Francis (Pa.) 63 *

Sacred Heart 84, Robert Morris 82 *

Quinnipiac 74, St. Francis (N.Y.) 72 *

Saturday, January 20

St. Francis (N.Y.) @ Wagner *	2:00 p.m.
Monmouth @ Central Conn. State *	4:00 p.m.
Fairleigh Dickinson @ Long Island *	4:00 p.m.
Mount St. Mary's @ Robert Morris *	7:00 p.m.
Sacred Heart @ Saint Francis (Pa.) *	7:00 p.m.

Monday, January 22

Long Island @ Wagner *	7:00 p.m.
Monmouth @ St. Francis (N.Y.) *	7:00 p.m.

Tuesday, January 23

Robert Morris @ Saint Francis (Pa.) * **8:00 p.m.**

Thursday, January 25

Central Conn. State @ St. Francis (N.Y.) *	7:00 p.m.
Quinnipiac @ Fairleigh Dickinson *	7:00 p.m.
Wagner @ Mount St. Mary's *	7:00 p.m.
Saint Francis (Pa.) @ Monmouth *	7:00 p.m.

Saturday, January 27

Sacred Heart @ Central Conn. State *	2:00 p.m.
Long Island @ Quinnipiac *	12:30 p.m.
Fairleigh Dickinson @ Mount St. Mary's *	7:00 p.m.
Robert Morris @ Monmouth *	7:00 p.m.
Saint Francis (Pa.) @ Wagner *	7:00 p.m.

2006-07 Miscellaneous Statistics

Double-Figure Scoring Games (56) ...

Player	03-04	04-05	05-06	06-07	Career
Tony Lee	--	10	23	13	46
Derek Coleman	3	11	17	12	43
A.J. Jackson	1	--	25	12	36
Jeremy Chappell	--	--	23	11	34
Colson Sénat	--	--	6	1	7
Freddie Harris	--	--	2	3	5
Mezie Nwigwe	--	--	--	2	2
Kelvin Bright	--	--	--	1	1
Jimmy Langhurst	--	--	--	1	1

40-Point Scoring Games (0) ...

None
Last @ Eastern Michigan (11/26/02) by Maurice Carter (42 pts)

30-Point Scoring Games (1)...

Player	03-04	04-05	05-06	06-07	Career
A.J. Jackson	0	0	1	1	2
Derek Coleman	0	0	1	0	1

Last @ Marshall (11/17/06) by A.J. Jackson (30 pts)

20-Point Scoring Games (10) ...

Player	03-04	04-05	05-06	06-07	Career
A.J. Jackson	0	--	6	6	12
Tony Lee	--	--	2	3	5
Jeremy Chappell	--	--	5	0	5
Derek Coleman	1	0	2	1	4

Double-Figure Rebounding Games (6) ...

Player	03-04	04-05	05-06	06-07	Career
A.J. Jackson	0	--	16	4	20
Tony Lee	--	4	5	0	9
Jeremy Chappell	--	--	2	2	4

Double-Doubles (7) ...

Player	03-04	04-05	05-06	06-07	Career
A.J. Jackson	0	--	14	4	18
Tony Lee	--	4	5	1	10
Jeremy Chappell	--	--	2	1	3
Derek Coleman	--	--	1	1	2

Triple-Doubles (0) ...

None
Only known triple-doubles in school history are by Hosea Champine vs. Delaware State (12/6/78) with 24 pts, 11 reb and 11 assists and vs. East Tennessee State (2/15/79) with 23 pts, 11 reb and 10 assists

10 + Assist Games (2) ...

Player	03-04	04-05	05-06	06-07	Career
Derek Coleman	0	0	1	1	2
Tony Lee	0	0	0	1	1

Last vs. Quinnipiac (1/4/07) by Derek Coleman (11 assists)

5+ Steal Games (5) ...

Player	03-04	04-05	05-06	06-07	Career
Tony Lee	--	0	2	5	7
Derek Coleman	0	0	1	0	1
Jeremy Chappell	--	--	1	0	1

Last vs. Quinnipiac (1/4/07) by Tony Lee (6 steals)

5+ Three-Pointers in a Game (2) ...

Player	03-04	04-05	05-06	06-07	Career
Derek Coleman	1	1	4	2	8
Jeremy Chappell	--	--	1	0	1

Coleman in 2006-07: @ Fairleigh Dickinson (1/13/07), 5-for-7 ...
Coleman in 2005-06: @ Quinnipiac (12/10/05), 5-for-6; vs. Charleston Southern (12/17/05), 6-for-7; vs. Wagner (1/2/06), 7-for-10 ... vs. FDU (1/28/06), 5-for-10 ...
Chappell in 2005-06: vs. FDU (1/28/06), 5-for-6

Sacred Heart Game Notes - Robert Morris allowed Sacred Heart to shoot 64.3 percent (18-for-28) in the second half as the Pioneers climbed out of an 11-point deficit for the win ... RMU held a 31-28 edge on the glass, including a 15-11 advantage in offensive rebounds ... It marked the first time in 13 games the Colonials owned a lead at halftime and lost ... Sacred Heart hit on nine of its 16 attempts from beyond the arc, a success rate of 56.3 percent ... RMU had held its opponent to under 35 percent shooting from long range in its previous seven games before the outburst by the Pioneers ... It marked the first time this season the Colonials shot 50 percent or better from the floor (51.6 percent) and lost ... The 84 points by Sacred Heart is the most allowed by RMU since a 90-74 defeat against the Pioneers in Fairfield, Conn., at the Pitt Center (12/6/06), a span of eight games ... Senior guard **Derek Coleman** played a full 40 minutes for the seventh time this season, including the third time in seven games against an NEC opponent.

Get Into the Groove - Senior guard **Derek Coleman** scored a season high 29 points in RMU's 84-82 setback to Sacred Heart (1/18/07), hitting on 10 of his 16 field goal attempts, including 5-for-10 shooting from beyond the arc. Coleman has seemingly hit his stride offensively, and a lot of that comes from his work from long range. Entering Saturday's game against Mount St. Mary's Coleman is shooting 54.2 percent (13-for-24) from downtown in his last three games. It has allowed Coleman to jump to fourth on the Northeast Conference leaderboard in three-point field goal percentage at 42.9 percent.

Center of Attention - Quietly playing solid basketball for Robert Morris in recent weeks has been senior center **Freddie Harris**, who has scored in double figures three times in the past eight games despite playing an average of just 16.6 minutes a contest. Over that time frame Harris owns averages of 7.3 points and 4.3 rebounds per game while shooting a solid 61.1 percent (22-for-36) from the field. Harris has also taken to the surroundings of the Charles L. Sewall Center, as he enters Saturday's game against Mount St. Mary's having shot a blistering 69 percent (20-for-29) in eight home games this season.

Board Stiff - While it has been an up-and-down season for **Jeremy Chappell** in regard to shooting, the sophomore guard has seen a resurgence in his rebounding numbers in recent weeks. Chappell enters Saturday's game against Mount St. Mary's averaging 6.8 rebounds per contest in his last five tilts, including his first double-double of 2006-07 season and third of his career thanks to 10 points and 10 rebounds in a 70-66 win @ Fairleigh Dickinson (1/13/07).

Offensively Speaking - Generating offense hasn't been a problem for Robert Morris at the Charles L. Sewall Center this season, as the club carries a team shooting percentage of 50.8 percent (236-for-465) at home into its game Saturday against Mount St. Mary's. The solid shooting percentage has allowed the Colonials to average an even 80 points per game in their first eight home contests. On the downside, generating offense at the Sewall Center hasn't been hard for opponents, either. In the first eight games of the 2006-07 campaign at home, opponents have combined to shoot 46.2 percent (195-422). However, take away the three-game homestand in which Robert Morris got wins over Goucher (12/30/06), Quinnipiac (1/4/07) and Central Connecticut State (1/6/07), and the field goal percentage by opponents jumps up to 51.7 percent (138-for-267).

Stingy - A key reason that Robert Morris has had its fair share of success this season has been due to defensive intensity. Despite allowing 84 points to Sacred Heart in their last contest, the Colonials enter Saturday's game against Mount St. Mary's ranked second in the NEC in scoring defense by allowing an average of 66.7 points per game. That mark is behind only Central Connecticut State, which leads the circuit by yielding just 64.9 points a contest. Entering this season, RMU allowed an average of 72.0 ppg in five seasons under head coach **Mark Schmidt**. Keeping their opponent under 70 points a game has been beneficial for the Colonials in the Schmidt era, as well, as since the beginning of the 2005-06 campaign RMU is 15-4 when holding its opponents under 70 points in a contest.

Coleman's Court - Senior guard **Derek Coleman** is currently in the midst of his best stretch offensively for Robert Morris in 2006-07, as he enters Saturday's game against Mount St. Mary's having scored in double figures in each of his last five games. Over that span he is averaging 16.2 points per game while shooting 51.9 percent (28-for-54) from the floor, including an even 50 percent (16-for-32) from beyond the arc. Coleman owns 876 points on his career and is 124 shy of becoming the 16th player in Robert Morris history to eclipse the 1,000-point plateau. Over RMU's final 11 regular-season games, he needs to average 11.3 points per contest to go over 1,000 career points.

Both Ends of the Floor - Junior guard **Tony Lee** has been the most complete player for Robert Morris in the first half of the 2006-07 season, and the evidence is in the numbers. Offensively, Lee ranks second for Robert Morris in scoring (14.5 ppg) while pacing the Northeast Conference in field goal percentage (.599). Defensively, Lee also leads the circuit in steals by averaging 2.94 per game. In the national rankings through games of Jan. 15, 2007, Lee ranks fifth in Division I in steals, while his field goal percentage ranks 24th. He is the only player from an NEC school to rank in the 25 top in two categories. A look at the numbers ...

STEALS

Name (Team)	SPG
1. Steffhon Hannah (Missouri)	3.4
2. Paul Gause (Seton Hall)	3.3
3. Jerel McNeal (Marquette)	3.2
Travis Holmes (VMI)	3.2
5. Tony Lee (Robert Morris)	3.1

FIELD GOAL PERCENTAGE

Name (Team)	FG%
1. Herbert Hill (Providence)	70.1
2. Vladimir Kuljanin (UNC Wilmington)	69.3
3. Jermaine Griffin (Texas-Arlington)	65.6
4. Rashaun Freeman (Massachusetts)	64.9
5. Luke Nevill (Utah)	64.8
24. Tony Lee (Robert Morris)	60.4

Paint by Numbers - RMU's shooting woes from beyond the three-point arc in recent weeks has been well documented, yet despite those struggles the Colonials have begun to balance out their offense. Robert Morris enters Saturday's game against Mount St. Mary's having outscored its opponent, **278-190**, in points in the paint in its last eight games. As a whole RMU has done a more than adequate job of working the ball inside so far in 2006-07, averaging 33.4 points in the paint this season and outscoring their opponent in the category in 10 of its first 16 tilts.

Mr. Perfect - Junior guard **Tony Lee** certainly could be looked at as RMU's most valuable player as the club is off to a 11-4 start to the 2006-07 season, and he probably was never more valuable in a game than in an 81-77 win @ Canisius (12/20/06). Lee finished a perfect 8-for-8 from the field, including 1-for-1 from beyond the arc, in scoring 17 points while adding a team high seven rebounds, four assists and two steals. The only other perfect day for a Robert Morris player on record with more than five field goal attempts was former Colonial Bubba Donnelly (1991-95), who finished 7-for-7 from the field for 21 points in an 80-59 win @ Rider (1/10/94). All seven of Donnelly's field goals in that game were three-pointers.

The Encore - While junior guard **Tony Lee** nailed all eight of his shots from the field in RMU's 81-77 win @ Canisius (12/20/06), freshman guard **Jimmy Langhurst** provided the encore in an 83-38 win over Division III Goucher (12/30/06). Langhurst hit all four of his shots from the field, including two from long range, and sank all four of his free-throw opportunities in producing a career high 14 points and finishing second on the club in scoring against the Gophers. Possibly the purest shooter on the club, Langhurst has hit on 66.7 percent (6-of-9) of his shots this season, including three of his four opportunities from downtown.

Straight Shooter - Junior guard **Tony Lee** hit his first six shots from the field in RMU's 83-38 win over Goucher (12/30/06) before missing a three-pointer with a minute to go in the first half. With that missed trifecta it ended a streak of 16 straight field goals for Lee dating back to the club's 79-78 win over Youngstown State (12/16/06). Lee hit his last two field goals against the Penguins, all eight of his shots in an 81-77 win @ Canisius (12/20/06) before hitting his first six shots from the floor against the Gophers.

Did You Know? RMU's +34 scoring margin in its victories over Quinnipiac (1/4/07) and Central Connecticut State (1/6/07) is the best such mark by a Robert Morris club under head coach **Mark Schmidt**. The previous best was a +32 scoring margin in wins over St. Francis (N.Y.) (93-80; 1/10/02) and Long Island (85-66; 1/12/02) in Schmidt's first year as head coach in 2001-02.

RMU's Active Leading ...

Scorers	Pts
Derek Coleman	876
Tony Lee	813
A.J. Jackson	756
Jeremy Chappell	605
Colson Sénat	184
Freddie Harris	106

Rebounders	#
Tony Lee	457
A.J. Jackson	402
Derek Coleman	248
Jeremy Chappell	252
Colson Sénat	112
Freddie Harris	67

Assists	#
Derek Coleman	369
Tony Lee	211
Jeremy Chappell	115
A.J. Jackson	55
Colson Sénat	20
Freddie Harris	14

Steals	#
Tony Lee	152
Derek Coleman	92
Jeremy Chappell	76
A.J. Jackson	33
Colson Sénat	26
Ifeanyi Ehirim	14

Field Goals	#
Tony Lee	301
A.J. Jackson	273
Derek Coleman	272
Jeremy Chappell	226
Colson Sénat	64
Freddie Harris	41

NEC Double-Double Leaders

Player (School)	No.
1. Obie Nwadike, Central Conn. State	29
2. A.J. Jackson, Robert Morris	18
3. Mychal Kears, Mount St. Mary's	11
Aubin Scott, Long Island	11
5. Tony Lee, Robert Morris	10
6. Joey Henley, Sacred Heart	6
Javier Mojica, Central Conn. State	6
Andre Harris, Fairleigh Dickinson	6
9. Jarrid Frye, Sacred Heart	5
Chris Weyhe, Quinnipiac	5
Michael Peeples, Fairleigh Dickinson	5
12. Esa Maki-Tulokas, Long Island	4
Karl Anderson, Quinnipiac	4
Victor Akinaynju, Quinnipiac	4
15. J.R. Enright, Saint Francis (Pa.)	3
Jeremy Chappell, Robert Morris	3
Devin Sweetney, Saint Francis (Pa.)	3

Robert Morris Bench Scoring

Opponent	RMU/Opp.	Margin
FLORIDA INTERNATIONAL	16/21	-5
@ Marshall	13/16	-3
NEW HAMPSHIRE	10/30	-20
@ Maine	16/13	+3
@ Pittsburgh	15/14	+1
DUQUESNE	8/9	-1
@ Sacred Heart *	14/52	-38
@ Wagner *	7/19	-12
YOUNGSTOWN STATE	10/10	--
@ Canisius	19/31	-12
GOUCHER	41/6	+35
QUINNIPIAC *	17/35	-18
CENTRAL CONN. STATE *	9/2	+7
@ Long Island *	0/19	-19
@ Fairleigh Dickinson *	12/15	-3
SACRED HEART *	6/17	-11
MOUNT ST. MARY'S *		
@ Saint Francis (Pa.) *		
@ Monmouth *		
FAIRLEIGH DICKINSON *		
SAINT FRANCIS (Pa.) *		
@ Mount St. Mary's *		
WAGNER *		
ST. FRANCIS (N.Y.) *		
@ Central Conn. State *		
@ Quinnipiac *		
LONG ISLAND *		
TOTALS	206/309	-103
* NEC game		

ALL GAMES

RMU's Average Bench Production: 12.9 ppg
Opponent's Average Bench Production: 19.3 ppg
Margin: -6.4 ppg

NEC GAMES

RMU's Average Bench Production: 9.3 ppg
Opponent's Average Bench Production: 22.7 ppg
Margin: -13.4 ppg

NEC Non-Conference Records

In 2006-07 Robert Morris posted a record of 8-1 in non-conference games, tying a school record for out-of-league wins while establishing a school and Northeast Conference record for winning percentage in such games. Monmouth and Saint Francis (Pa.) own the league record of non-conference wins with nine. A look at the top non-conference winning percentages in NEC history:

Team	Record	Pct.	Year
Robert Morris	8-1	.889	2006-07
Wagner	7-2	.778	2005-06
Marist	7-2	.778	1995-96
Monmouth	9-3	.750	1991-92
Monmouth	8-3	.727	1990-91
Long Island	8-3	.727	1986-87
C. Conn. State	7-3	.700	1999-00
St. Francis (Pa.)	7-3	.700	1997-98
Quinnipiac	6-3	.667	2002-03
C. Conn. State	6-3	.667	1998-99

Hard to Imagine - A very important part to senior guard **Derek Coleman's** offensive output over his four-year career has been the ability to knock down the three-point shot. Coleman owns 177 three-pointers on his career, which ranks fifth all-time at Robert Morris. However, in RMU's 81-77 win @ Canisius (12/20/04), Coleman finished with 14 points despite not hitting a three-pointer. He finished 4-for-10 from the field and a perfect 6-for-6 from the free-throw line for his 14 points but was 0-for-4 from beyond the arc. It marks the first time in his career Coleman, with 43 career double-figure scoring games to his credit, finished in double digits without hitting a three-pointer.

The Strokes - Despite an 0-for-4 performance from beyond the arc in an 81-77 win @ Canisius (12/20/04), it didn't stop **Derek Coleman** from coming through when RMU needed him most. Coleman finished 6-for-6 from the free-throw line against the Golden Griffins, including 4-for-4 in the last 34 seconds to help seal the victory. Coleman owns a free-throw shooting percentage of 85 percent (34-for-40) so far this season, which ranks second in the Northeast Conference. Coleman could possibly be making runs at both the single-season and career records for free throw shooting. The single-season mark is held by former Colonial Brandon Welsch, who converted 87.7 percent of his shots in 1998-99. The career record of 86 percent is held by former Colonial Tom Parks (1978-83). Coleman enters Saturday's game against Mount St. Mary's with a career free-throw shooting percentage of 82 percent (155-for-189).

Select Company - Senior forward **A.J. Jackson**, a 2006-07 preseason All-Northeast Conference Team selection, put together one of his best games in a Colonial uniform in RMU's 73-69 win @ Marshall (11/17/06). Jackson finished with 30 points on 9-of-18 shooting and also compiled 15 rebounds, including six offensive boards, for his 15th career double-double. His 30-point effort marks the second time Jackson has hit the 30-point plateau in a contest, while his 15 rebounds marks the third time he has recorded at least 15 caroms in a game. A quick glance at the Robert Morris single-game records, and Jackson has an opportunity to post the most 30-point scoring games in school history and is already tied for the most games with 15+ rebounds. Former Colonial Myron Walker (1991-94) posted six games in which he scored 30 or more points, while former Colonials Earl Cureton (1976-77) and Anthony Dickens (1985-90) own three games of posting at least 15 rebounds in a game. A look where Jackson stands at Robert Morris for career 30+ point, 15+ rebound games ...

30+ Point Scoring Games

Name (Years)	No.	15+ Rebound Games	No.
1. Myron Walker (1991-94)	6	1. Anthony Dickens (1985-90)	3
2. Chipper Harris (1981-84)	5	Earl Cureton (1976-77)	3
3. Gene Nabors (1995-2000)	4	A.J. Jackson (2003 -)	3
4. Maurice Carter (2001-04)	2	4. Vaughn Luton (1986-89)	2
A.J. Jackson (2003 -)	2	Keith Jones (1995-99)	2

Clutch Shooting - A number of Colonials have begun to show their penchant for clutch shooting late in ball games as Robert Morris enters the second half of the 2006-07 campaign. In a 73-69 victory @ Marshall (11/17/06) in the club's first road game of the season, senior forward **A.J. Jackson** and senior guard **Derek Coleman** each hit three-pointers in the last 1:35 of the contest to help propel the Colonials to victory. Coleman's three-pointer with 49 seconds to go gave Robert Morris the lead for good, and it marks his second career three-pointer in the last minute of a game that gave the Colonials a lead. Coleman drained a three-pointer with 12 seconds to play to lift RMU to a 69-68 victory @ Central Connecticut State (2/14/04) during his freshman campaign. Sophomore guard **Jeremy Chappell**, meanwhile, sunk a three-pointer with 12.3 seconds remaining to lift Robert Morris to a 67-66 win @ Mount St. Mary's (3/3/06) in the 2006 NEC Tournament quarterfinals.

RMU Weekly Honors - Senior forward **A.J. Jackson** (Northeast Conference *Choice Hotels* Player of the Week - 11/20/06) ... Senior forward **A.J. Jackson** (NEC *Choice Hotels* Player of the Week - 11/27/06) ... Junior guard **Tony Lee** (NEC *Choice Hotels* Player of the Week - 12/18/06) ... Junior guard **Tony Lee** (NEC *Choice Hotels* Player of the Week - 1/2/07).

Running With the Devil - Robert Morris has played some close ball games so far on the 2006-07 season, with the Colonials coming out on top. In games decided by five points or less RMU boasts a record of 5-2, including a pair of one-point victories. That mark has helped Robert Morris improve to 26-20 (.565) under sixth-year head coach **Mark Schmidt** in games decided by five points or less. However, basketball is a game of runs, and that has never been more prudent than with Robert Morris in 2006-07. In 15 of RMU's 16 games so far this season, the Colonials have either owned a double-digit lead or trailed by double digits.

Iron Man - Senior guard **Derek Coleman** doesn't get comfortable sitting on the bench during games. In fact, he rarely is off the court at all. Coleman enters Saturday's game against Mount St. Mary's having played a full 40 minutes in seven of the club's 16 games this season, and in two other contests he has logged 39 minutes. It's a trend that hasn't subsided for RMU's floor general since he became a regular starter for the club at the end of his freshman season. Coleman has played a full game's worth of action a total of 30 times in his Robert Morris career, including a 45-minute stint @ St. Francis (N.Y.) (2/18/06) in a 70-69 overtime loss to the Terriers. Since earning his first start against Sacred Heart back on Feb. 5, 2004, Coleman has averaged 35.4 minutes per game in 84 starts.

2006-07 Starting Lineups (F, C, G, G, G) and RMU's Record:

-- Jackson, Harris, Coleman, Lee, Chappell (11-5)

Making It Count - An area of strength for RMU under the direction of head coach **Mark Schmidt** has been the ability of the team to convert at the free-throw line. Robert Morris has finished in the top five in the Northeast Conference in free-throw percentage each of the previous five years, including a league-best 75.4 percent (384-for-576) in 2003-04. So far this season the Colonials rank second in the circuit in free throw percentage, converting 72.5 percent (195-for-269) of their opportunities. Robert Morris has been even better in pressure situations, converting a solid 79.7 percent (63-for-79) of its shots in the last five minutes of games. Senior guard **Derek Coleman** and senior forward **A.J. Jackson** have been at the stripe the most in crunch time, and they have come through, combining to hit 27 of their 31 opportunities (87.1 percent).

Pop Goes the Weasel - Junior guard **Tony Lee** was all over the court in RMU's 73-72 win over Duquesne (12/2/06), especially on defense. Lee broke a 19-year old Charles L. Sewall Center record for steals by registering eight against the Dukes, including three in the last 12:07 as RMU climbed out of a 10-point deficit. Lee's eight steals eclipsed the old record of seven, which was originally established by Drafton Davis of Marist. Davis recorded his seven thefts in a 61-57 overtime victory over the Colonials Feb. 28, 1987. Lee's eight steals is the fourth highest single-game total of the 2006-07 season, behind only Ledell Eackles of Campbell (10 steals vs. UNC Pembroke; 11/11/06) and Darren Collison of UCLA (nine vs. Long Beach State; 11/28/06) and Damian Martin of Loyola Marymount (nine vs. Boise State; 12/19/06), who each have posted nine steals.

Creating & Creating - Senior guard **Derek Coleman**, who proved himself an accurate three-point shooter in 2005-06, has done a solid job this year doing what he does best: creating opportunities for his teammates. Coleman dished out nine assists in a 77-64 win over New Hampshire (11/21/06), pushing his career total to 306 dimes, just the ninth Colonial in school history to dish out over 300 career assists. After entering this season ranked 11th all-time at Robert Morris for assists, Coleman now ranks seventh all-time. Coleman currently is tops in the Northeast Conference in assists per game (5.06) after leading the circuit in 2005-06 with an average of 4.7 per game.

Name	Years	Assists
6. Gene Nabors	1995-2000	385
7. Derek Coleman	2003-	369
8. Brandon Jackson	1977-81	322
9. Maurice Carter	2001-05	301
10. Mark McCloud	1983-87	292

Defense Wins Championships - Head coach **Mark Schmidt** has preached over the course of his six years as head coach that a suffocating defense will lead to victories, and his mantra has been proven correct. Under Schmidt, Robert Morris boasts a record of **56-19 (.747)** when holding opponents under 70 points a contest, including a mark of 7-2 on the 2006-07 season.

2006-07 Numerical Roster

No.	Name	Pos.	Ht.	Wt.	Yr.	Hometown / High School, Junior College	Quick Fact
2	Mezie Nwigwe	G	6-4	175	Fr.	Hyattsville, Md. / High Point	Avg. 22.1 ppg, 6.1 apg @ High Point
3	Eric Anthony	G	6-0	170	Fr.	Wheeling, W.Va. / Wheeling Central Catholic	2006 W.Va. State Player of the Year
4	Freddie Harris	C	6-9	245	Sr.	Decatur, Ala. / Lawson State C.C.	Played only five games last year (injury)
11	Ifeanyi Ehirim	F	6-7	210	So.	Toronto, Ontario / Eldon Academy Prep	Transfer from Birmingham Southern
12	Jimmy Langhurst	G	5-10	170	Fr.	Willard, Ohio / Willard	Led Willard to 81-17 record over 4 years
13	Derek Coleman ***	G	5-11	180	Sr.	Dorchester, Mass. / Charlestown	Paced NEC in assists (4.7 per game)
14	Kelvin Bright	G	6-3	180	So.	Silver Spring, Md. / James H. Blake	Received a redshirt
21	Jeremy Chappell *	G	6-3	200	So.	Cincinnati, Ohio / Northwest	2006 NEC Rookie of the Year
24	Dallas Green	F	6-8	190	Fr.	Indianapolis, Indiana / Northwest	Avg. 10.3 ppg, 10.1 rpg @ Northwest
32	A.J. Jackson *	F	6-6	230	Sr.	Monessen, Pa. / Monessen	2006 All-NEC First Team selection
33	Colson Sénat *	F	6-7	210	Jr.	Montreal, Quebec / Vanier College	Key sixth man for RMU in 2005-06
42	Tony Lee **	G	6-0	205	Jr.	Boston, Mass. / Charlestown	Averaged 12.6 ppg, 7.1 rpg in 2005-06
45	Aaron Agnew	C	6-10	260	Jr.	Bridgeport, Ohio / Highland C.C.	Played freshman season @ Iowa State
50	Bas Rozendaal	C	7-0	230	Fr.	Ymuiden, Holland/Massanutten Military Acad.	Tallest player in RMU history

* Letters earned

Head Coach: Mark Schmidt (sixth year @ RMU; sixth year overall; Boston College '85)

Assistant Coaches: Kevin Martin, Jeff Massey, Dave Moore

Pronunciation Guide: Mezie: Mez-E; Nwigwe: new-WIG-way; Ehirim: EAR-um; Sénat: sa-NOT; Rozendaal: rose-UN-doll

The Chase Is On - For the second time in three seasons, the Robert Morris career record for three-point field goals could be challenged in 2006-07. Former Colonial Aaron Thomas (2000-04) established a new career record for three-pointers in 2003-04 by finishing his career with 218. That record was only 48 treys ahead of former Colonial Maurice Carter (2001-05) entering the 2004-05 campaign, but Carter hit just 47 in his senior season to finish second in the record books with 217 career three-pointers. Now, thanks to a career high 74 three-pointers in 2005-06, senior **Derek Coleman** entered his final season in 2006-07 a total of 78 three-pointers shy of breaking the record held by Thomas. Coleman owns 36 three-pointers so far on the 2006-07 season, pushing his career total to 177, which ranks fifth all-time at RMU. With 11 regular-season games remaining in 2006-07, Coleman needs 42 three-pointers to eclipse the record of 218 held by Thomas. Over that span Coleman will need to average 3.8 three-pointers per game.

Name	Years	Three-Pointers
1. Aaron Thomas	2000-04	218
2. Maurice Carter	2001-05	217
3. Bubba Donnelly	1991-95	215
4. Scott Shepherd	1988-91	207
5. Derek Coleman	2003-	177

Home Is Where the Heart Is - Senior forward **A.J. Jackson** has found the Charles L. Sewall Center to his liking. Dating back to the start of the 2005-06 campaign, Jackson has been as solid a player as any for the Colonials at home, averaging 18.5 points and 9.9 rebounds in 21 career games at the Sewall Center. Jackson became just the second Colonial in school history to average over 20 points per game at home last season when he scored at a 20.8 points per game clip. The only other Colonial to average over 20 points per contest in a season in the Sewall Center's 22-year history was RMU all-time leading scorer Myron Walker (1990-94), who averaged 21.1 points per game as a sophomore in 1991-92. Jackson also has an opportunity to post the best career scoring average by a Colonial at the Sewall Center. That mark is also held by Walker at 18.5 points per game. A look at the top career scoring averages at the Sewall Center by a Colonial:

Name (Years)	G	Points	PPG	20+ Pt. Games
1. A.J. Jackson (2005-)	21	389	18.5	10
2. Myron Walker (1990-94)	46	849	18.5	21
3. Gene Nabors (1995-2000)	25	444	17.8	12
4. Chaz McCrommon (2000-05)	51	713	13.9	10
5. Maurice Carter (2001-04)	51	700	13.7	12

Spread The Jam - One of the strength's for Robert Morris on the 2006-07 campaign has been the club's ability to be unselfish, and it's a trend that has continued as the Colonials have returned to league play. In the last eight contests RMU has converted a total of 220 field goals, with the club posting assists on 124 of those baskets. That equates to almost 60 percent (56.4) of the club's field goals. As a club so far this year Robert Morris is averaging **15.56** assists per game, which **leads** the Northeast Conference. The highest assist per game average by RMU in the six-year tenure of head coach **Mark Schmidt** is 15.2 dimes per contest, set in Schmidt's inaugural season as head coach in 2001-02.

New Wave - Freshman guard **Mezie Nwigwe** has quietly given Robert Morris a steady influence off the bench this season, and it seems like with each passing game he gains more confidence. Nwigwe tied a season and career high with 12 points in the club's 70-66 win @ Fairleigh Dickinson (1/13/07), including a pair of free throws with less than five seconds to play that helped ice the win. Over his last seven games Nwigwe is averaging 5.6 points per contest while shooting 45.2 percent (14-for-31) from the field, including 54.5 percent (6-for-11) from beyond the arc.

The Race To 1,000

Entering the 2006-07 campaign, Robert Morris returned a total of **81.6** percent of its scoring and **75.9** percent of its rebounding from 2005-06 thanks to the return of senior guard **Derek Coleman**, senior forward **A.J. Jackson**, junior guard **Tony Lee** and sophomore guard **Jeremy Chappell**. While Chappell is well on his way to becoming a 1,000-point scorer at RMU after a freshman campaign in which he was named the 2006 NEC Rookie of the Year, Coleman, Jackson and Lee each entered this season with outside shots of joining RMU's 1,000-point club. A look at where each stands as the Colonials enter the second half of the 2006-07 campaign ...

#13 - Derek Coleman

Year	G	Points	Avg.
2003-04	23	102	4.4
2004-05	29	237	8.2
2005-06	29	345	11.9
<u>2006-07</u>	<u>16</u>	<u>192</u>	<u>12.0</u>
TOTALS	97	876	9.0


Points Needed for 1,000: 124
PPG Avg. Need to Reach 1,000: 11.3 *



#42 - Tony Lee

Year	G	Points	Avg.
2004-05	29	229	7.9
2005-06	28	352	12.6
<u>2006-07</u>	<u>16</u>	<u>232</u>	<u>14.5</u>
TOTALS	73	813	11.1


Points Needed for 1,000: 187
PPG Avg. Need to Reach 1,000: 17.0 *



#32 - A.J. Jackson

Year	G	Points	Avg.
2003-04	7	26	3.7
2005-06	28	475	17.0
<u>2006-07</u>	<u>16</u>	<u>255</u>	<u>15.9</u>
TOTALS	51	756	14.8

Points Needed for 1,000: 244
PPG Avg. Need to Reach 1,000: 22.1 *



Notes: * Point per game averages based on 11 games remaining in the 2006-07 regular season ... There currently are 15 members in the Robert Morris 1,000-point club ... If Coleman and Lee each eclipse the 1,000-point plateau they would be the first pair of high school teammates to score 1,000 points in a Robert Morris uniform (each were teammates at Charlestown High School in Boston, Mass.) ... If Coleman, Lee and Jackson each finish the 2006-07 campaign with over 1,000 points, it would be the second time in school history three Colonials would reach the plateau in the same season and the second time under sixth-year head coach **Mark Schmidt** ... Former Colonials Aaron Thomas, Maurice Carter and Chaz McCrommon each went over the 1,000-point barrier in 2003-04 ... Lee (438 career rebounds) and Jackson (382) each also have an opportunity to join the 500-rebound club at RMU in 2006-07

2006-07 RMU Free Throw Shooting in Last 5 Minutes

#	Player	5:00-2:00	1:59-1:00	:59-:00	OT	Total	Pct.	Season	Pct.
2	Nwigwe	2-4	0-0	2-2	0-0	4-6	.667	11-20	.550
3	Anthony	0-0	0-0	0-0	0-0	0-0	.000	0-0	.000
4	Harris	1-2	0-0	1-2	0-0	1-2	.500	17-24	.708
11	Ehirim	0-0	1-2	1-2	0-0	2-4	.500	6-13	.462
12	Langhurst	4-4	0-0	2-2	0-0	6-6	1.000	6-6	1.000
13	Coleman	4-4	0-0	8-10	0-0	12-14	.857	34-40	.850
14	Bright	0-0	1-2	0-0	0-0	1-2	.500	1-2	.500
21	Chappell	0-0	2-3	5-6	0-0	7-9	.778	20-26	.769
24	Green	5-6	2-2	0-0	0-0	7-8	.875	7-8	.875
32	Jackson	9-10	1-2	5-5	0-0	15-17	.882	47-56	.839
33	Sénat	2-2	0-0	0-0	0-0	2-2	1.000	6-7	.857
42	Lee	3-3	1-2	2-4	0-0	6-9	.667	40-67	.597
45	Agnew	0-0	0-0	0-0	0-0	0-0	.000	0-0	.000
50	Rozendaal	0-0	0-0	0-0	0-0	0-0	.000	0-0	.000

ROBERT MORRIS CAREER RECORDS

Points

1. Myron Walker (1990-94)	1,965
2. Chipper Harris (1980-84)	1,940
3. Chaz McCrommon (2000-05)	1,623
4. Maurice Carter (2001-05)	1,506
4. Forest Grant (1980-84)	1,494
6. Gene Nabors (1995-2000)	1,328
7. Keith Jones (1995-99)	1,277
8. Aaron Thomas (2000-04)	1,256
9. Tom Underman (1981-85)	1,210
10. Andre Boyd (1987-91)	1,204
11. Vaughn Luton (1986-89)	1,134
12. Ricky Cannon (1987-92)	1,124
13. Joe Falletta (1988-92)	1,054
14. Tom Parks (1978-93)	1,027
15. Wesley Fluellen (1997-2002)	1,000
16. Gabe Jackson (1992-95)	955
17. Larry Downing (1977-81)	901
18. Bubba Donnelly (1991-95)	891
19. Javier Smith (1994-98)	872
20. Wade Timmerson (1988-92)	868

Rebounds

1. Anthony Dickens (1985-90)	751
2. Keith Jones (1995-99)	642
3. Skip Koskoski (1979-84)	608
4. Myron Walker (1990-94)	603
5. Aaron Thomas (2000-04)	584
6. Chaz McCrommon (2000-05)	583
7. Tom Underman (1981-85)	576
8. Joe Falletta (1988-92)	564
9. Matt Smith (1998-2002)	532
10. Vaughn Luton (1986-89)	517
11. Steve Napper (1993-98)	503
12. Ricky Cannon (1987-92)	502
13. Mark McCloud (1983-87)	494
14. Tyrone Steals (1987-91)	492
15. Tom Parks (1978-83)	491
16. Gene Nabors (1995-2000)	488
Larry Downing (1987-92)	488
18. Magdi Bilal (1987-92)	479
19. Forest Grant (1980-84)	468
20. Tony Lee (2004 -)	457

Three-Point Field Goals

1. Aaron Thomas (2000-04)	218
2. Maurice Carter (2001-05)	217
3. Bubba Donnelly (1991-95)	215
4. Scott Shepherd (1988-91)	207
5. Derek Coleman (2003 -)	177
6. Gene Nabors (1995-2000)	161
7. Javier Smith (1994-98)	132
8. Dan Alcorn (1995-99)	105
9. Seth Truman (1994-97)	99
10. Myron Walker (1990-94)	97
Chaz McCrommon (2000-05)	97

Robert Morris in the 2006-07 NEC Rankings

as of Jan. 18, 2007

Team

Scoring Offense	T-2nd (72.6)
Scoring Defense	2nd (66.7)
Scoring Margin	1st (+ 5.9)
Free Throw Pct.	2nd (.725)
Field Goal Pct.	2nd (.461)
Field Goal Pct. Defense	5th (.445)
3-Pt. Field Goal Pct.	5th (.329)
3-Pt. Field Goal Pct. Defense	2nd (.314)
3-Pt. Field Goals Made	5th (6.94)
Rebounding Offense	6th (34.8)
Rebounding Defense	2nd (33.6)
Rebounding Margin	2nd (+1.2)
Blocked Shots	8th (2.69)
Assists	1st (15.56)
Steals	2nd (7.88)
Turnover Margin	3rd (+ 1.56)
Assist / Turnover Ratio	1st (1.05)
Offensive Rebounds	5th (11.94)
Defensive Rebounds	6th (22.88)

Individual

Tony Lee	
Steals	1st (2.94)
Field Goal Pct.	1st (59.9)
Offensive Rebounds	5th (2.56)
Assists	5th (4.00)
Scoring	7th (14.5)
Rebounding	8th (6.3)
A.J. Jackson	
Rebounding	2nd (7.9)
Scoring	3rd (15.9)
Free Throw Pct.	4th (83.9)
Derek Coleman	
Assists	1st (5.06)
Free Throw Pct.	2nd (85.0)
Assist-to-Turnover Ratio	4th (1.50)
Three-Point Field Goal Pct.	4th (42.9)
Jeremy Chappell	
Steals	T-13th (1.38)
Scoring	18th (12.2)

Leaders of the Pack

The Northeast Conference features four schools with duos that combined to score at least 25.0 points per game in 2005-06. Topping the list for the third time in the last four years is Robert Morris, which features senior forward **A.J. Jackson** and sophomore guard **Jeremy Chappell**. The duo, led by Jackson's 17.0 ppg average in 2005-06, combined to average 31.1 ppg last season. Chappell averaged 14.1 points per game as a freshman in 2005-06. Entering the 2003-04 and 2004-05 campaigns, Robert Morris had the top returning scoring duo thanks to former forward Chaz McCrommon and former guard Maurice Carter. The top mark by an NEC returning scoring duo was McCrommon and Carter, who averaged 35.5 points game entering 2003-04.

School	Player	PPG	Player	PPG	Total
RMU	A.J. Jackson	17.0	Jeremy Chappell	14.1	31.1
WAG	Durell Vinson	15.2	Mark Porter	11.9	27.9
CCSU	Tristan Blackwood	14.3	Obie Nwadike	12.3	26.6
LIU	James Williams	16.6	Aubin Scott	9.7	26.3



**ROBERT MORRIS
SINGLE-SEASON RECORDS**

Points

1. Myron Walker (1991-92)	614
2. Gene Nabors (1999-2000)	572
3. Myron Walker (1993-94)	563
4. Chipper Harris (1983-84)	553
5. Chipper Harris (1982-83)	540
6. Vaughn Luton (1987-88)	537
7. Chipper Harris (1981-82)	530
8. Maurice Carter (2002-03)	517
9. Gabe Jackson (1994-95)	495
10. Chaz McCrommon (2003-04)	493

Three-Point Field Goals

1. Scott Shepherd (1988-89)	93
2. Maurice Carter (2002-03)	84
3. Aaron Thomas (2003-04)	78
4. Derek Coleman (2005-06)	74
5. Tyler Bacon (2001-02)	70
6. Gene Nabors (1999-2000)	69
7. Bubba Donnelly (1993-94)	65
8. Maurice Carter (2003-04)	64
9. Scott Shepherd (1990-91)	61
10. Gene Nabors (1998-99)	57
11. Bubba Donnelly (1991-92)	56
12. Scott Shepherd (1989-90)	53
Aaron Thomas (2002-03)	53

Rebounds

1. Earl Curleton (1976-77)	274
2. Anthony Dickens (1989-90)	271
3. A.J. Jackson (2005-06)	259
4. Anthony Dickens (1985-86)	237
5. Mike Morton (1979-80)	234
6. Tom Underman (1984-85)	221
7. Steve Pettyjohn (1999-2000)	219
8. Roy Dudley (1982-83)	218
9. Ricky Cannon (1990-91)	212
10. Vaughn Luton (1988-89)	207

Free Throw Percentage (min. 50 attempts)

1. Brandon Welsch (1998-99)	.877
2. Gene Nabors (1998-99)	.874
3. Aaron Thomas (2000-01)	.852
4. Mike Brunson (1985-86)	.850
5. DaMarcus Ellis (2002-03)	.849
6. Myron Walker (1990-91)	.844
7. A.J. Jackson (2006-07)	.839
8. Tom Parks (1982-83)	.838
9. Tom Underman (1981-82)	.833
10. Derek Coleman (2005-06)	.831
11. Wesley Fluellen (2001-02)	.829
12. Chipper Harris (1983-84)	.828
13. Aaron Thomas (2003-04)	.821
Aaron Thomas (2002-03)	.821
15. Hal Koenemund (1994-95)	.820
16. Javier Smith (1996-97)	.819

The Last Time it Happened (Individual) ...

AN RMU PLAYER SCORED 40+ POINTS (span of 127 games overall)

Home - None

Road - 42 by Maurice Carter in a 99-85 loss @ Eastern Michigan, 11/26/02 (span of 67 games)

Neutral - None

AN RMU PLAYER SCORED 30+ POINTS (span of 14 games overall)

Home - 39 by A.J. Jackson in an 89-77 win over Quinnipiac, 2/12/06 (span of 9 games)

Road - 30 by A.J. Jackson in a 73-69 win Marshall, 11/17/06 (span of 7 games)

Neutral - 35 by Gene Nabors in an 80-61 win over Mt. St. Mary's, 3/4/00 (span of 7 games) *

TWO RMU PLAYERS RECORDED A DOUBLE-DOUBLE (span of 21 games overall)

Home - By A.J. Jackson (39 pts, 11 reb) and Tony Lee (11 pts, 14 rebounds) in an 89-77 win over Quinnipiac, 2/12/06 (span of 9 games)

Road - By Tony Lee (14 pts, 12 reb) and A.J. Jackson (15 pts, 10 reb) in a 74-69 loss @ Long Island (2/16/06) (span of 12 games)

Neutral - By Ricky Cannon (24 pts, 10 reb) and Joe Falletta (12 pts, 12 reb) in a 105-86 victory over Texas A&M in Huntington, W.Va., 11/30/89 (span of 16 games) #

THREE RMU PLAYERS SCORED 20+ POINTS (span of 194 games overall)

Home - By Kevin Covert (24), Steve Pettyjohn (23) and Gene Nabors (20) in a 102-99 overtime loss to Quinnipiac, 2/19/00 (span of 83 games)

Road - By Myron Walker (23), Andre Boyd (22) and Ricky Cannon (22) in a 103-98 victory @ Wagner, 1/12/91 (span of 241 games)

Neutral - By Scott Shepherd (24), Ricky Cannon (21) and Andre Boyd (20) in a 105-86 victory over Texas A&M in Huntington, W.Va., 11/30/90 (span of 16 games) #

SIX RMU PLAYERS SCORED IN DOUBLE FIGURES (span of 35 games overall)

Home - By A.J. Jackson (19), Jeremy Chappell (19), Steve Lancaster (13), Cori Boston (12), Tony Lee (10), Jonathan Clark (10) and Colson Sénat (10) in a 109-36 victory over Medaille, 12/29/05 (span of 17 games)

Road - By Vaughn Luton (16), Joe Falletta (15), Tyrone Steals (11), Andre Boyd (11), Scott Shepherd (11) and Moses Moss (10) in an 80-1 victory @ Loyola (Md.), 1/8/89 (span of 267 games)

Neutral - By Scott Shepherd (24), Ricky Cannon (21), Andre Boyd (20), Joe Falletta (12), Magdi Billal (12) and Wade Timmerman (10) in a 105-86 victory over Texas A&M in Huntington, W.Va., 11/30/90 (span of 16 games) #

AN RMU PLAYER HIT 7+ THREE-POINTERS (span of 34 games overall)

Home - By Derek Coleman (7-for-10) in a 95-90 win over Wagner, 1/2/06 (span of 16 games)

Road - By Gene Nabors (9-for-15) in a 66-59 overtime victory @ Monmouth, 2/5/00 (span of 103 games; also tied single-game school record)

Neutral - By Gene Nabors (7-for-10) in a 72-52 victory against St. Francis (Pa.), 3/3/00 (span of 8 games) *

MISCELLANEOUS INDIVIDUAL

An RMU player finished with 20 or more rebounds: By Mike Morton (20) in a 67-63 loss against Baltimore, 1/12/80 (span of 771 games overall)

An RMU player finished with 15 or more rebounds: By A.J. Jackson (15) in a 73-69 victory @ Marshall, 11/16/06 (span of 14 games overall)

An RMU player had 10 or more assists: By Derek Coleman (11) in an 86-68 win over Quinnipiac, 1/4/07 (span of 4 games overall)

An RMU player had five or more steals: By Tony Lee (6) in a 64-48 win over Central Connecticut State, 1/6/07 (span of 3 games overall)

Three RMU players with 10+ rebounds: By Steve Pettyjohn (11), Gene Nabors (10) and Matt Smith (10) in an 83-58 win over Mt. St. Mary's, 1/29/00 (span of 202 games overall)

Two RMU players with 10+ rebounds: By Tony Lee (12) and A.J. Jackson (10) in a 74-69 loss @ Long Island, 2/16/06 (span of 21 games overall)

* Northeast Conference Tournament

Marshall Memorial Classic

Home Sweet Home - Robert Morris has learned to protect its home court at the Charles L. Sewall Center, as the Colonials notched a 96-72 win in its 2006-07 season opener over Florida International at home, a year after posting an 11-2 record at home. Under head coach **Mark Schmidt**, RMU has posted a record of 48-24 (.667) at the Sewall Center in six seasons and overall in the 22-year history of the facility the Colonials have posted a record of 171-105 (.620).

Four on the Floor - Senior forward **A.J. Jackson** got off to a solid start for Robert Morris on the 2006-07 campaign, becoming the first Colonial in school history to score at least 20 points in the first four games of a season. Jackson also is just the fifth player in school history to score at least 20 points in four straight games, joining former Colonials Myron Walker (1990-94), Keith Jones (1995-99), Gene Nabors (1995-2000) and Wesley Fluellen (1997-2002). Nabors accomplished the feat twice, turning the trick in both the 1998-99 and 1999-2000 campaigns. Nabors is also the only Colonial in school history to have more than four games of scoring 20+ points in a contest, as he averaged 27.1 points over eight straight games late in the 1999-2000 season. A look at how each of the Colonials have fared during their 20+ point scoring stretches:

Name (Dates)	PPG	FG%	3-PT FG%
Myron Walker (2/20/92 - 3/5/92)	26.0	.594 (38-for-64)	.364 (4-for-11)
Keith Jones (1/28/99 - 2/8/99)	24.0	.638 (37-for-58)	.000 (0-for-0)
Gene Nabors (1/21/99 - 2/1/99)	23.8	.524 (33-for-63)	.481 (13-for-27)
Gene Nabors (2/12/00 - 3/4/00) *	27.1	.574 (74-for-129)	.451 (23-for-51)
Wesley Fluellen (1/27/01 - 2/3/01)	28.0	.618 (42-for-68)	.167 (1-for-6)
A.J. Jackson (11/13/06 - 11/26/06)	24.0	.485 (33-for-68)	.440 (11-for-25)

* eight straight games

Streakers - By finishing with eight points in a 59-56 setback @ Long Island, junior guard **Tony Lee** had his double-figure scoring streak snapped at 11 games. The streak was tied for the third longest streak by a Colonial on the active roster, and it also tied Lee's career-best streak. He scored in double figures in 11 straight contests from Jan. 26, 2006 to March 2, 2006. Senior guard **Derek Coleman** now owns the longest current double-figure scoring streak at five games.

Name	Games	PPG	FG%	3-PT FG%
1. Jeremy Chappell	14	15.6	46.3 (82-for-177)	40.0 (28-for-70)
2. A.J. Jackson	13	20.0	48.0 (94-for-196)	43.1 (28-for-65)
3. Tony Lee	11	12.5	50.0 (48-for-96)	38.1 (8-for-21)
Tony Lee	11	17.3	63.8 (74-for-116)	30.4 (7-for-23)
5. A.J. Jackson	10	18.9	48.2 (67-for-139)	38.5 (10-for-26)

Your History Lesson - Robert Morris is the only school ever to jump from junior college to NCAA Division I in the same year (1976), and the Colonials are the NEC record holder for league titles and subsequent NCAA Tournament appearances with five. Robert Morris also is one of two NEC teams to own a victory in the NCAA Tournament, garnering a 64-54 win over Georgia Southern in the 1983 opening round game. RMU has never played in the NIT. The NCAA games are ...

1982 NCAA Midwest Regional
Indiana 92, Robert Morris 62

1983 NCAA Midwest Regional
Robert Morris 64, Georgia Southern 54
Purdue 55, Robert Morris 53

1989 NCAA Midwest Regional
Arizona 94, Robert Morris 60

1990 NCAA Midwest Regional
Kansas 79, Robert Morris 71

1992 NCAA Midwest Regional
UCLA 73, Robert Morris 53

Multimedia - Listen to all of RMU's 2005-06 men's basketball games on WPIT-AM 73 (Pittsburgh), the flagship radio station of Robert Morris University athletics since 1996. In his 20th season as the Voice of the Colonials, **Chris Shovlin** calls the play-by-play action, while **Jim Elias** handles color duties for the fourth straight year. In 2004-05, Shovlin called his 500th Robert Morris men's basketball broadcast. Each of RMU's games are also heard live and archived on the internet at www.sports.yahoo.com. "The **Mark Schmidt Show**" is heard on WPIT 15 minutes before and again after the game.

2006 Northeast Conference Preseason Coaches Poll

According to a poll of league head coaches, Robert Morris was been picked to finish second in the Northeast Conference in 2006-07. It marks the highest preseason ranking for the Colonials ever, matching their second-place preseason prediction prior to the 1991-92 campaign. RMU received five first-place votes, with the other six going to Monmouth, which was tabbed as the preseason favorite.

Following Monmouth and Robert Morris in the top five in the poll are Long Island, Central Connecticut State and Quinnipiac. The Blue Devils and Bobcats were picked to tie for fourth in the poll. Rounding out the annual poll is Wagner, Fairleigh Dickinson, St. Francis (N.Y.), Sacred Heart, Mount St. Mary's and Saint Francis (Pa.).

As well as being picked second in the preseason poll, Robert Morris placed senior forward **A.J. Jackson** on the 2006-07 NEC preseason all-conference team. Joining Jackson are forwards Marques Alston of Monmouth and Obie Nwadike of Central Connecticut State and guards Jarrid Frye of Sacred Heart and James Williams of Long Island.

Conducted annually, NEC coaches have failed to correctly forecast the eventual league champion since selecting Mount St. Mary's to win it all in 1998-99, and have proven inaccurate in 17 of the last 19 years.

This year marks the eighth time that Monmouth has been selected the Northeast Conference's preseason favorite by league head coaches, the most in conference history by a wide margin.

Team (First-place votes)

1. Monmouth (6)
2. **Robert Morris (5)**
3. Long Island
4. Central Connecticut State
 Quinnipiac
6. Wagner
7. Fairleigh Dickinson
8. St. Francis (N.Y.)
9. Sacred Heart
10. Mount St. Mary's
11. Saint Francis (Pa.)

2006-07 Preseason All-NEC Team

Name	School
Marques Alston	Monmouth
Jarrid Frye	Sacred Heart
A.J. Jackson	Robert Morris
Obie Nwadike	Central Conn. State
James Williams	Long Island

RMU 2006-07 Statistical Trends

Robert Morris is ...

At home	7-1
On the road	4-4
Neutral Site	0-0
Overtime	0-0
Day Games	2-1
Night Games	9-4
Home Northeast Conference	2-1
Away Northeast Conference	1-3
Games decided by 1 point	2-0
Games decided by 5-2 points	3-2
Games decided by 6-9 points	0-0
Games decided by 10 points or more	6-3
When outrebounding opponent	7-2
When outrebounded by opponent	3-2
When rebounds equal	1-1
When leading at the half	8-1
When trailing at the half	1-4
When tied at the half	2-0
When playing teams w/ winning record	2-1
When playing teams w/ losing record	9-3
When playing teams w/ .500 record	0-1
When outshooting opponent	7-5
When outshot by opponent	3-0
When tied in shooting w/ opponent	1-0
When team has 30+ rebounds	9-4
When team has 40+ rebounds	1-1
When team has 50+ rebounds	0-0
When team shoots below 40%	2-3
When team shoots 40% or above	9-2
When team shoots 50% or above	5-1
When RMU makes 5+ 3-pt. field goals	11-4
When RMU makes 10+ 3-pt. field goals	2-0
When an RMU player scores 20+	9-1
When an RMU player scores 30+	1-0
When an RMU players scores 40+	0-0
When an RMU player has 10+ rebounds	4-1
When an RMU player has 10+ assists	1-0
When an RMU player has 5+ steals	5-0
FROM THE FIELD	
When scoring 80 or more points	4-1
When scoring 70-79 points	5-1
When scoring 60-69 points	1-1
When scoring below 60 points	1-2
When opponents score under 60 points	3-1
When opponents score 60-69 points	4-1
When opponents score 70-79 points	4-1
When opponents score 80 or more points	0-2
STREAKS	
Coming off a win	7-4
Coming off a loss	3-1
Longest winning streak	5 (12/16/06 to 1/6/07)
Longest losing streak	2 (12/07/06 to 12/09/06)
Current Streak	L1
DAYS OF THE WEEK	
Monday	1-0
Tuesday	1-0
Wednesday	1-1
Thursday	1-3
Friday	1-0
Saturday	5-1
Sunday	1-0

The Last Time it Happened ...

TEAM

Won in Overtime
Lost in Overtime
Won by 30+ points (36)
Won by 40+ points (45)
Lost by 30+ points (33)
Lost by 40+ points (42)
Scored 100 points (109)
Allowed 100 points (101)
Scored 90-99 points (96)
Allowed 90-99 points (90)
Both teams scored 100 points
Scored 40-49 points (45)
Allowed 40-49 points (48)
Shot 60% from the field (61.2)
Opponent shot 60% (60.0)
Shot less than 30% (28.1)
Opp. shot less than 30% (28.8)
Made 10+ three-point FG's (10)
Att. 25+ three-point FG's (28)
Made 30+ free throws (30)
50+ rebounds (55)
25+ assists (27)
10+ steals (18)
Blocked 5+ shots (7)

Bold: Occured during 2006-07 season

77-71 vs. Md.-Baltimore County (1/11/03)
 70-69 @ St. Francis (N.Y.) (2/18/06)
 100-64 vs. Lock Haven (11/26/05)
83-38 vs. Goucher (12/30/06)
 88-55 @ Virginia (11/19/04)
 88-46 @ Ohio State (12/20/00)
 W, 109-36 vs. Medaille (12/29/05)
 L, 101-80 vs. Wagner (1/25/03)
W, 97-72 vs. Florida International (11/13/06)
L, 90-74 @ Sacred Heart (12/7/06)
 L, 129-100 vs. Long Island (2/3/97)
 L, 45-60 @ Bucknell (12/7/04)
W, 64-48 vs. Central Conn. State (1/6/07)
W, 81-77 @ Canisius (12/20/06)
 L, 53-67 vs. Monmouth (2/12/05)
 L, 58-82 @ Long Island (2/24/05)
W, 55-53 @ Maine (11/26/06)
W, 77-64 vs. New Hampshire (11/21/06)
L, 60-72 @ Wagner (12/9/06)
 W, 79-66 vs. St. Francis (Pa.) (2/8/99)
 W, 109-36 vs. Medaille (12/29/05)
W, 96-72 vs. Florida International (11/13/06)
W, 83-38 vs. Goucher (12/30/06)
W, 81-77 @ Canisius (12/20/06)

Career Games / Starts

No.	Player	GP	GS
2	Mezie Nwigwe	16	0
3	Eric Anthony	2	0
4	Freddie Harris	21	21
11	Ifeanyi Ehirim	43	2
12	Jimmy Langhurst	9	0
13	Derek Coleman	97	84
14	Kelvin Bright	5	0
21	Jeremy Chappell	45	44
24	Dallas Green	7	0
32	A.J. Jackson	51	44
33	Colson Sénat	44	6
42	Tony Lee	73	64
45	Aaron Agnew	0	0
50	Bas Rozendaal	0	0



The Need for Three

The Colonials have relied heavily on the three-point shot under the direction of **Mark Schmidt** during his six years as head coach, with evidence the club's three-point field goal totals. In 2005-06 RMU shattered the team record for three-pointers with 260, eclipsing the club's old mark of 213, which was set in 2003-04. On the 2005-06 campaign, RMU averaged 8.97 three-pointers a game to lead the Northeast Conference. Since the start of the 2001-02 season, the Colonials lead the NEC in three-pointers made per game (7.44), ahead of St. Francis (N.Y.), which has averaged 7.14 three-pointers a contest. A breakdown of the NEC's top five teams in three-pointers made since the beginning of the 2001-02 campaign ...

Team	G	No.	Avg./G
1. Robert Morris	160	1,191	7.44
2. St. Francis (N.Y.)	161	1,150	7.14
3. Quinnipiac	159	1,119	7.04
4. Fairleigh Dickinson	168	1,176	7.00
5. Monmouth	171	1,112	6.50

RMU Statistical Trends
Under Schmidt
Robert Morris is ...

Overall	76-84
vs. Northeast Conference	52-47
Northeast Conference Tournament	2-4
At home	48-24
On the road	26-58
Neutral Site	2-2
Overtime	1-1
Day Games	9-20
Night Games	67-64
Home Northeast Conference	33-16
Away Northeast Conference	19-31
Games decided by 1 point	5-3
Games decided by 5-2 points	21-17
Games decided by 6-9 points	18-19
Games decided by 10 points or more	32-45
When outrebounding opponent	47-16
When rebounded by opponent	25-61
When rebounds equal	4-7
When leading at the half	53-17
When trailing at the half	18-65
When tied at the half	5-2
When playing teams w/ winning record	16-39
When playing teams w/ losing record	56-37
When playing teams w/ .500 record	0-5
When outshooting opponent	33-31
When outshot by opponent	39-48
When tied in shooting w/ opponent	4-5
When team has 30+ rebounds	59-47
When team has 40+ rebounds	19-6
When team has 50+ rebounds	3-0
When team shoots below 40%	6-34
When team shoots 40% or above	70-50
When team shoots 50% or above	25-17
When RMU makes 5+ 3-pt. field goals	74-68
When RMU makes 10+ 3-pt. field goals	26-18
When an RMU player scores 20+	50-36
When an RMU player scores 30+	5-2
When an RMU players scores 40+	0-1
When an RMU player has 10+ rebounds	25-22
When an RMU player has 10+ assists	2-1
When an RMU player has 5+ steals	8-4
FROM THE FIELD	
When scoring 80 or more points	26-8
When scoring 70-79 points	25-21
When scoring 60-69 points	22-26
When scoring below 60 points	3-29
When opponents score under 60 points	23-2
When opponents score 60-69 points	33-17
When opponents score 70-79 points	13-31
When opponents score 80 or more points	7-34
STREAKS	
Coming off a win	27-41
Coming off a loss	40-39
Longest winning streak	5 (three occasions)
Longest losing streak	5 (two occasions)



RMU 2006-07 Superlatives
(all games)

Points - Jackson (30 @ Marshall)
Rebounds - Jackson (15 @ Marshall)
Off Reb - Jackson (6 @ Marshall)
 Jackson (6 vs. Sacred Heart)
Def Reb - Jackson (10 @ Maine)
 Jackson (10 @ Wagner)
Assists - Coleman (11 vs. Quinnipiac)
Steals - Lee (8 vs. Duquesne) - Sewall Center record
FGM - Jackson (10 vs. Florida International)
 Lee (10 vs. Goucher)
 Coleman (10 vs. Sacred Heart)
FGA - Jackson (18 on four occasions)
 Chappell (18 @ Long Island)
FG% * - Lee (1.000 @ Canisius)
3-pt FGM - Coleman (5 on two occasions)
3-pt FGA - Coleman (10 on two occasions)
3-pt FG% * - Coleman (.800 vs. Fla. International)
FTM - Jackson (10 @ Marshall)
FTA - Jackson (12 @ Marshall)
FT% * - Jackson (.833 @ Marshall)
Blocks - Ehirim (3 @ Maine)
Minutes - Coleman (40 on seven occasions)
 Jackson (40 on five occasions)
 Chappell (40 @ Fairleigh Dickinson)

* percentages based on seven field goals made, four three-point field goals made and seven free throws made ... Lee 8-for-8 in field goals @ Canisius ... Coleman 4-for-5 in three-point field goals vs. Florida International ... Jackson 10-for-12 in free throws @ Marshall

RMU 2006-07 Superlatives
(Northeast Conference games)

Points - Coleman (29 vs. Sacred Heart)
Rebounds - Jackson (11 @ Wagner)
Off Reb - Jackson (6 vs. Sacred Heart)
Def Reb - Jackson (10 @ Wagner)
Assists - Coleman (11 vs. Quinnipiac)
Steals - Lee (6 vs. Quinnipiac)
 Lee (6 vs. Central Conn. State)
FGM - Coleman (10 vs. Sacred Heart)
FGA - Jackson (18 @ Wagner)
 Chappell (18 @ Long Island)
FG% * - Jackson (.600 @ Fairleigh Dickinson)
3-pt FGM - Coleman (5 on two occasions)
3-pt FGA - Jackson (10 @ Wagner)
 Coleman (10 vs. Sacred Heart)
3-pt FG% * - Coleman (.714 @ Fairleigh Dickinson)
FTM - Lee (7 vs. Quinnipiac)
FTA - Lee (8 vs. Quinnipiac)
FT% * - Lee (.875 vs. Quinnipiac)
Blocks - Jackson (2 @ Wagner)
 Lee (2 @ Long Island)
Minutes - Jackson (40 on three occasions)
 Coleman (40 on three occasions)
 Chappell (40 @ Fairleigh Dickinson)

* percentages based on seven field goals made, four three-point field goals made and seven free throws made ... Chappell 7-for-13 in field goals @ Sacred Heart ... Coleman 5-for-7 in three-point field goals @ Fairleigh Dickinson ... Lee 7-for-8 in free throws vs. Quinnipiac

Robert Morris Leaders

Led Team in Scoring (including ties) ...

Player	04-05	05-06	06-07	Career
A.J. Jackson	--	13	8	21
Tony Lee	1	6	5	12
Jeremy Chappell	--	7	2	9
Derek Coleman	2	4	2	9
Cori Boston	0	1	0	1
Colson Sénat	--	1	0	1
Freddie Harris	--	0	0	0

Led Team in Rebounding (including ties) ...

Player	04-05	05-06	06-07	Career
A.J. Jackson	--	18	9	27
Tony Lee	11	9	5	25
Jeremy Chappell	--	3	2	5
Derek Coleman	0	1	0	1
Freddie Harris	--	0	1	1
Dallas Green	--	--	1	1
Colson Sénat	--	0	0	0

Led Team in Assists (including ties) ...

Player	04-05	05-06	06-07	Career
Derek Coleman	17	19	8	50
Tony Lee	6	12	8	26
Jeremy Chappell	--	5	3	8
A.J. Jackson	--	1	1	2
Colson Sénat	--	0	1	1
Freddie Harris	--	0	0	0

Led Team in Steals (including ties) ...

Player	04-05	05-06	06-07	Career
Tony Lee	9	13	13	35
Jeremy Chappell	--	16	3	19
Derek Coleman	1	5	2	9
Colson Sénat	--	3	1	4
A.J. Jackson	--	2	1	3
Freddie Harris	--	1	0	1
Ifeanyi Ehirim	--	0	1	1

15+ Point Scoring Games

Player	04-05	05-06	06-07	Career
A.J. Jackson	--	18	9	27
Tony Lee	2	7	8	17
Jeremy Chappell	--	11	6	17
Derek Coleman	4	7	3	16
Freddie Harris	--	0	1	1
Colson Sénat	--	0	0	0



Robert Morris Season / Career Highs

#2 • G • MEZIE NWIGWE • 6-4 • 175 • FRESHMAN • HYATTSVILLE, Md.

2006-07	Career
Points 12 (on two occasions)	Points 12 (on two occasions)
Rebounds 5 @ Sacred Heart (12/7/06)	Rebounds 5 @ Sacred Heart (12/7/06)
Assists 4 @ Canisius (12/20/06)	Assists 4 @ Canisius (12/20/06)
Steals 2 vs. Quinnipiac (1/4/07)	Steals 2 vs. Quinnipiac (1/4/07)
Blocks 1 @ Sacred Heart (12/7/06)	Blocks 1 @ Sacred Heart (12/7/06)
Minutes 26 @ Fairleigh Dickinson (1/13/07)	Minutes 26 @ Fairleigh Dickinson (1/13/07)

#3 • G • ERIC ANTHONY • 6-0 • 170 • FRESHMAN • WHEELING, W.Va.

2006-07	Career
Points 0	Points 0
Rebounds 0	Rebounds 0
Assists 0	Assists 0
Steals 2 vs. Goucher (12/30/06)	Steals 2 vs. Goucher (12/30/06)
Blocks 0	Blocks 0
Minutes 5 vs. Goucher (12/30/06)	Minutes 5 vs. Goucher (12/30/06)

#4 • C • FREDDIE HARRIS • 6-9 • 245 • SENIOR • DECATUR, Ala.

2006-07	Career
Points 16 vs. Youngstown State (12/16/06)	Points 16 vs. Youngstown State (12/16/06)
Rebounds 8 @ Long Island (1/11/07)	Rebounds 8 @ Long Island (1/11/07)
Assists 2 (on three occasions)	Assists 2 (on three occasions)
Steals 2 @ Fairleigh Dickinson (1/13/07)	Steals 2 @ Fairleigh Dickinson (1/13/07)
Blocks 2 @ Canisius (12/20/06)	Blocks 2 @ Canisius (12/20/06)
Minutes 30 vs. Youngstown State (12/16/06)	Minutes 30 vs. Youngstown State (12/16/06)

#11 • F • IFEANYI "iffy" EHIRIM • 6-7 • 210 • SOPHOMORE • TORONTO, Ontario

2006-07	Career
Points 8 @ Maine (11/26/06)	Points 8 (on two occasions)
Rebounds 5 (on two occasions)	Rebounds 9 vs. Tennessee Wesleyan (11/26/05)
Assists 3 vs. Duquesne (12/2/06)	Assists 2 (on three occasions)
Steals 2 (on two occasions)	Steals 2 (on three occasions)
Blocks 3 @ Maine (11/26/06)	Blocks 3 @ Maine (11/26/06)
Minutes 32 vs. Duquesne (12/2/06)	Minutes 32 vs. Duquesne (12/2/06)

#12 • G • JIMMY LANGHURST • 5-10 • 170 • FRESHMAN • WILLARD, Ohio

2006-07	Career
Points 14 vs. Goucher (12/30/06)	Points 14 vs. Goucher (12/30/06)
Rebounds 1 vs. Goucher (12/30/06)	Rebounds 1 vs. Goucher (12/30/06)
Assists 2 @ Pittsburgh (11/29/06)	Assists 2 @ Pittsburgh (11/29/06)
Steals 0	Steals 0
Blocks 0	Blocks 0
Minutes 14 vs. Goucher (12/30/06)	Minutes 14 vs. Goucher (12/30/06)

#13 • G • DEREK COLEMAN • 5-11 • 180 • SENIOR • DORCHESTER, Mass.

2006-07	Career
Points 29 vs. Sacred Heart (1/18/07)	Points 31 vs. Charleston Southern (12/17/05)
Rebounds 4 (on three occasions)	Rebounds 9 @ Wagner (1/17/05)
Assists 11 vs. Quinnipiac (1/4/07)	Assists 11 vs. Quinnipiac (1/4/07)
Steals 4 @ Fairleigh Dickinson (1/13/07)	Steals 5 @ Iowa (12/22/05)
Blocks 0	Blocks 1 (on five occasions)
Minutes 40 (on seven occasions)	Minutes 45 @ St. Francis (N.Y.) (2/18/06)

#14 • G • KELVIN BRIGHT • 6-3 • 180 • SOPHOMORE • SILVER SPRING, Md.

2006-07	Career
Points 13 vs. Goucher (12/30/06)	Points 13 vs. Goucher (12/30/06)
Rebounds 1 vs. Goucher (12/30/06)	Rebounds 1 vs. Goucher (12/30/06)
Assists 2 vs. Goucher (12/30/06)	Assists 2 vs. Goucher (12/30/06)
Steals 1 vs. Goucher (12/30/06)	Steals 1 vs. Goucher (12/30/06)
Blocks 0	Blocks 0
Minutes 20 vs. Goucher (12/30/06)	Minutes 20 vs. Goucher (12/30/06)

Robert Morris Season / Career Highs

#21 • G • JEREMY CHAPPELL • 6-3 • 200 • SOPHOMORE • CINCINNATI, Ohio

2006-07	Career
Points 19 (on two occasions)	Points 27 vs. Fairleigh Dickinson (1/28/06)
Rebounds 11 @ Maine (11/26/06)	Rebounds 12 (on two occasions)
Assists 5 (on two occasions)	Assists 5 (on six occasions)
Steals 4 vs. Florida International (11/13/06)	Steals 5 @ Long Island (2/16/06)
Blocks 2 (on two occasions)	Blocks 5 vs. Charleston Southern (12/17/05)
Minutes 40 @ Fairleigh Dickinson (1/13/07)	Minutes 43 @ St. Francis (N.Y.) (2/18/06)

#24 • F • DALLAS GREEN • 6-8 • 190 • FRESHMAN • INDIANAPOLIS, Indiana

2006-07	Career
Points 5 vs. Goucher (12/30/06)	Points 5 vs. Goucher (12/30/06)
Rebounds 7 vs. Goucher (12/30/06)	Rebounds 7 vs. Goucher (12/30/06)
Assists 0	Assists 0
Steals 1 vs. Goucher (12/30/06)	Steals 1 vs. Goucher (12/30/06)
Blocks 1 vs. Goucher (12/30/06)	Blocks 1 vs. Goucher (12/30/06)
Minutes 16 vs. Goucher (12/30/06)	Minutes 16 vs. Goucher (12/30/06)

#32 • F • A.J. JACKSON • 6-6 • 230 • SENIOR • MONESSEN, Pa.

2006-07	Career
Points 30 @ Marshall (11/17/06)	Points 39 vs. Quinnipiac (2/12/06)
Rebounds 15 @ Marshall (11/17/06)	Rebounds 16 vs. Charleston Southern (12/17/05)
Assists 3 (on two occasions)	Assists 4 @ Long Island (2/16/06)
Steals 3 vs. Central Connecticut State (1/6/07)	Steals 3 (on three occasions)
Blocks 1 (on two occasions)	Blocks 4 vs. Quinnipiac (2/12/06)
Minutes 40 (on five occasions)	Minutes 40 (on 13 occasions)

#33 • F • COLSON SÉNAT • 6-7 • 210 • JUNIOR • MONTREAL, Quebec

2006-07	Career
Points 12 vs. Florida International (11/13/06)	Points 13 (on two occasions)
Rebounds 6 @ Wagner (12/9/06)	Rebounds 7 (on three occasions)
Assists 3 @ Marshall (11/17/06)	Assists 3 (on two occasions)
Steals 2 vs. Goucher (12/30/06)	Steals 2 (on six occasions)
Blocks 0	Blocks 1 (on five occasions)
Minutes 21 @ Marshall (11/17/06)	Minutes 40 @ Saint Francis (Pa.) (2/21/06)

#42 • G • TONY LEE • 6-0 • 205 • JUNIOR • BOSTON, Mass.

2006-07	Career
Points 27 vs. Goucher (12/30/06)	Points 27 vs. Goucher (12/30/06)
Rebounds 8 vs. Youngstown State (12/16/06)	Rebounds 14 vs. Quinnipiac (2/12/06)
Assists 10 vs. Florida International (11/13/06)	Assists 10 vs. Florida International (11/13/06)
Steals 8 vs. Duquesne (12/2/06)	Steals 8 vs. Duquesne (12/2/06)
Blocks 2 @ Long Island (1/11/07)	Blocks 3 @ Wagner (1/17/05)
Minutes 38 (on two occasions)	Minutes 45 vs. St. Francis (N.Y.) (2/18/06)

#45 • C • AARON AGNEW • 6-10 • 260 • JUNIOR • BRIDGEPORT, Ohio

2006-07	Career
Points 0	Points 0
Rebounds 0	Rebounds 0
Assists 0	Assists 0
Steals 0	Steals 0
Blocks 0	Blocks 0
Minutes 0	Minutes 0

#50 • C • BAS ROZENDAAL • 7-0 • 230 • FRESHMAN • YMUIDEN, Holland

2006-07	Career
Points 0	Points 0
Rebounds 0	Rebounds 0
Assists 0	Assists 0
Steals 0	Steals 0
Blocks 0	Blocks 0
Minutes 0	Minutes 0

Official Basketball Box Score -- GAME TOTALS -- FINAL STATISTICS

Sacred Heart vs Robert Morris

01/18/07 7:00 p.m. at Moon Township, Pa. / Sewall Center

VISITORS: Sacred Heart 9-8, 5-1 NEC

##	Player Name	TOT-FG	3-PT	FT-FTA	REBOUNDS			PF	TP	A	TO	BLK	S	MIN	
					FG-FGA	FG-FGA	FT-FTA								OF
24	Henley, Joey.....	f	3-8	0-0	0-0	1	3	4	2	6	0	2	0	1	26
33	Granato, Luke.....	f	4-7	3-6	0-0	0	0	0	3	11	0	1	0	0	24
12	Frye, Jarrid.....	g	7-13	1-1	2-2	3	1	4	2	17	4	3	0	0	32
50	Shubik, Drew.....	g	8-13	5-8	7-9	0	4	4	1	28	6	4	1	5	40
51	Hobson, Tavio.....	g	2-3	0-1	1-4	0	0	0	3	5	4	0	0	1	29
32	Potter, Liam.....		3-3	0-0	0-2	3	3	6	2	6	1	0	0	0	16
34	Pettway, Gene.....		1-3	0-0	0-0	1	1	2	0	2	0	0	0	0	9
44	Brooks, Brice.....		4-6	0-0	1-2	2	4	6	2	9	0	2	0	2	24
	TEAM.....					1	1	2							
	Totals.....		32-56	9-16	11-19	11	17	28	15	84	15	12	1	9	200

TOTAL FG% 1st Half: 14-28 50.0% 2nd Half: 18-28 64.3% Game: 57.1% DEADB
 3-Pt. FG% 1st Half: 8-12 66.7% 2nd Half: 1-4 25.0% Game: 56.3% REBS
 F Throw % 1st Half: 0-2 0.0% 2nd Half: 11-17 64.7% Game: 57.9% 5

HOME TEAM: Robert Morris 11-5, 3-4 NEC

##	Player Name	TOT-FG	3-PT	FT-FTA	REBOUNDS			PF	TP	A	TO	BLK	S	MIN	
					FG-FGA	FG-FGA	FT-FTA								OF
32	JACKSON, A.J.....	f	8-16	1-3	4-4	6	1	7	0	21	1	2	0	0	37
04	HARRIS, Freddie.....	c	4-5	0-0	2-2	2	2	4	4	10	1	1	0	1	26
13	COLEMAN, Derek.....	g	10-16	5-10	4-6	1	2	3	3	29	4	4	0	1	40
21	CHAPPELL, Jeremy....	g	3-11	0-6	0-0	2	6	8	5	6	3	0	1	1	34
42	LEE, Tony.....	g	4-8	1-4	1-1	2	3	5	3	10	6	4	0	1	36
02	NWIGWE, Mezie.....		1-3	0-0	0-0	0	1	1	1	2	1	2	0	0	11
11	EHIRIM, Ifeanyi.....		0-0	0-0	0-0	2	1	3	0	0	0	0	0	2	11
33	SENAT, Colson.....		2-3	0-1	0-0	0	0	0	1	4	0	0	0	0	5
	Totals.....		32-62	7-24	11-13	15	16	31	17	82	16	13	1	6	200

TOTAL FG% 1st Half: 19-35 54.3% 2nd Half: 13-27 48.1% Game: 51.6% DEADB
 3-Pt. FG% 1st Half: 3-13 23.1% 2nd Half: 4-11 36.4% Game: 29.2% REBS
 F Throw % 1st Half: 2-3 66.7% 2nd Half: 9-10 90.0% Game: 84.6% 0

Officials: Brian O'Connell (R), Ron Tyburski, Jeffrey Smith

Technical fouls: Sacred Heart-None. Robert Morris-None.

Attendance: 1069

Score by Periods	1st	2nd	Total
Sacred Heart.....	36	48	- 84
Robert Morris.....	43	39	- 82

Points in the paint-SHU 42,RMU 42. Points off turnovers-SHU 18,RMU 11.

2nd chance points-SHU 8,RMU 22. Fast break points-SHU 9,RMU 8.

Bench points-SHU 17,RMU 6. Score tied-6 times. Lead changed-6 times.

Last FG-SHU 2nd-01:30, RMU 2nd-02:32.

Robert Morris 2006-07 Basketball
Robert Morris Combined Team Statistics (as of Jan 18, 2007)
All games

RECORD:	OVERALL	HOME	AWAY	NEUTRAL
ALL GAMES.....	(11-5)	(7-1)	(4-4)	(0-0)
CONFERENCE.....	(3-4)	(2-1)	(1-3)	(0-0)
NON-CONFERENCE.....	(8-1)	(5-0)	(3-1)	(0-0)

## Player	GP-GS	Min--Avg	---TOTAL---		---3-PTS---		FT-FTA	Pct	---REBOUNDS---				PF	FO	A	TO	Blk	Stl	Pts	Avg
			FG-FGA	Pct	3FG-FGA	Pct			Off	Def	Tot	Avg								
32 JACKSON, A.J.....	16-16	538 33.6	93-217	.429	22-73	.301	47-56	.839	38	88	126	7.9	36	0	20	33	7	11	255	15.9
42 LEE, Tony.....	16-16	520 32.5	91-152	.599	10-34	.294	40-67	.597	41	60	101	6.3	31	0	64	52	3	47	232	14.5
21 CHAPPELL, Jeremy...	16-16	529 33.1	78-178	.438	19-69	.275	20-26	.769	28	59	87	5.4	43	1	40	35	12	22	195	12.2
13 COLEMAN, Derek.....	16-16	590 36.9	61-142	.430	36-84	.429	34-40	.850	7	28	35	2.2	45	1	81	54	0	15	192	12.0
04 HARRIS, Freddie....	16-16	265 16.6	29-56	.518	0-0	.000	17-24	.708	22	29	51	3.2	40	0	14	19	4	7	75	4.7
02 NWIGWE, Mezie.....	16-0	218 13.6	28-64	.438	8-22	.364	11-20	.550	10	21	31	1.9	38	1	7	18	1	9	75	4.7
33 SENAT, Colson.....	16-0	185 11.6	19-63	.302	11-45	.244	6-7	.857	8	20	28	1.8	29	1	9	8	1	4	55	3.4
14 BRIGHT, Kelvin.....	5-0	32 6.4	5-13	.385	2-5	.400	1-2	.500	0	1	1	0.2	2	0	3	4	0	1	13	2.6
11 EHIRIM, Ifeanyi....	16-0	249 15.6	17-28	.607	0-0	.000	6-13	.462	15	24	39	2.4	26	0	9	8	14	7	40	2.5
12 LANGHURST, Jimmy...	9-0	37 4.1	6-9	.667	3-4	.750	6-6	1.000	0	1	1	0.1	2	0	2	2	0	0	21	2.3
24 GREEN, Dallas.....	7-0	31 4.4	1-5	.200	0-0	.000	7-8	.875	3	6	9	1.3	5	0	1	1	1	1	9	1.3
03 ANTHONY, Eric.....	2-0	6 3.0	0-1	.000	0-1	.000	0-0	.000	0	0	0	0.0	0	0	0	0	0	2	0	0.0
TEAM.....									19	29	48	3.2	0		3					

Total.....	16	3200	428-928	.461	111-337	.329	195-269	.725	191	366	557	34.8	297	4	249	237	43	126	1162	72.6
Opponents.....	16	3200	391-879	.445	106-338	.314	179-286	.626	185	353	538	33.6	275	-	207	262	29	126	1067	66.7

TEAM STATISTICS	RMU	OPP	DATE	OPPONENT	W/L	SCORE	ATTEND
SCORING.....	1162	1067	11/13/06	FLORIDA INTERNATIONAL	W	96-72	1058
Points per game.....	72.6	66.7	11/17/06	at Marshall	W	73-69	3559
Scoring margin.....	+5.9	-	11/21/06	NEW HAMPSHIRE	W	77-64	914
FIELD GOALS-ATT.....	428-928	391-879	11/26/06	at Maine	W	55-43	1121
Field goal pct.....	.461	.445	11/29/06	at Pittsburgh	L	53-67	11131
3 POINT FG-ATT.....	111-337	106-338	12/02/06	DUQUESNE	W	73-72	2089
3-point FG pct.....	.329	.314	*12/07/06	at Sacred Heart	L	74-90	711
3-pt FG made per game..	6.9	6.6	*12/09/06	at Wagner	L	60-72	1469
FREE THROWS-ATT.....	195-269	179-286	12/16/06	YOUNGSTOWN STATE	W	79-78	879
Free throw pct.....	.725	.626	12/20/06	at Canisius	W	81-77	806
REBOUNDS.....	557	538	12/30/06	GOUCHER	W	83-38	568
Rebounds per game.....	34.8	33.6	*01/04/07	QUINNIPIAC	W	86-68	749
Rebounding margin.....	+1.2	-	*01/06/07	CENTRAL CONNECTICUT STATE	W	64-48	784
ASSISTS.....	249	207	*01/11/07	at Long Island	L	56-59	312
Assists per game.....	15.6	12.9	*01/13/07	at Fairleigh Dickinson	W	70-66	612
TURNOVERS.....	237	262	*01/18/07	SACRED HEART	L	82-84	1069
Turnovers per game.....	14.8	16.4					
Turnover margin.....	+1.6	-					
Assist/turnover ratio..	1.1	0.8					
STEALS.....	126	126					
Steals per game.....	7.9	7.9					
BLOCKS.....	43	29					
Blocks per game.....	2.7	1.8					
WINNING STREAK.....	0	-					
Home win streak.....	0	-					
ATTENDANCE.....	8110	19721					
Home games-Avg/Game....	8-1014	8-2465					
Neutral site-Avg/Game..	-	0-0					

SCORE BY PERIODS:	1st	2nd	Total
Robert Morris.....	575	587	- 1162
Opponents.....	538	529	- 1067

Robert Morris 2006-07 Basketball
Robert Morris Season Box Score (as of Jan 18, 2007)
All games

RECORD:	OVERALL	HOME	AWAY	NEUTRAL
ALL GAMES.....	(11-5)	(7-1)	(4-4)	(0-0)
CONFERENCE.....	(3-4)	(2-1)	(1-3)	(0-0)
NON-CONFERENCE.....	(8-1)	(5-0)	(3-1)	(0-0)

##	Player	GP-GS	Min--Avg	---TOTAL---		---3-PTS---		FT-FTA	Pct	----REBOUNDS----				PF	FO	A	TO	Blk	Stl	Pts	Avg	
				FG-FGA	Pct	3FG-FGA	Pct			Off	Def	Tot	Avg									
32	JACKSON, A.J.....	16-16	538 33.6	93-217	.429	22-73	.301	47-56	.839	38	88	126	7.9	36	0	20	33	7	11	255	15.9	
	Conference-Only..	7-7	247 35.3	39-93	.419	7-27	.259	18-20	.900	17	33	50	7.1	15	0	7	14	4	4	103	14.7	
42	LEE, Tony.....	16-16	520 32.5	91-152	.599	10-34	.294	40-67	.597	41	60	101	6.3	31	0	64	52	3	47	232	14.5	
	Conference-Only..	7-7	226 32.3	31-63	.492	6-21	.286	22-31	.710	18	28	46	6.6	16	0	25	24	2	19	90	12.9	
21	CHAPPELL, Jeremy...	16-16	529 33.1	78-178	.438	19-69	.275	20-26	.769	28	59	87	5.4	43	1	40	35	12	22	195	12.2	
	Conference-Only..	7-7	248 35.4	39-91	.429	8-34	.235	5-5	1.000	16	26	42	6.0	19	1	12	15	5	8	91	13.0	
13	COLEMAN, Derek.....	16-16	590 36.9	61-142	.430	36-84	.429	34-40	.850	7	28	35	2.2	45	1	81	54	0	15	192	12.0	
	Conference-Only..	7-7	260 37.1	34-71	.479	18-41	.439	17-21	.810	4	18	22	3.1	22	1	40	27	0	6	103	14.7	
04	HARRIS, Freddie....	16-16	265 16.6	29-56	.518	0-0	.000	17-24	.708	22	29	51	3.2	40	0	14	19	4	7	75	4.7	
	Conference-Only..	7-7	120 17.1	17-31	.548	0-0	.000	6-9	.667	15	17	32	4.6	19	0	7	8	0	4	40	5.7	
02	NWIGWE, Mezie.....	16-0	218 13.6	28-64	.438	8-22	.364	11-20	.550	10	21	31	1.9	38	1	7	18	1	9	75	4.7	
	Conference-Only..	7-0	107 15.3	13-29	.448	4-11	.364	5-12	.417	5	8	13	1.9	17	0	1	10	1	7	35	5.0	
33	SENAT, Colson.....	16-0	185 11.6	19-63	.302	11-45	.244	6-7	.857	8	20	28	1.8	29	1	9	8	1	4	55	3.4	
	Conference-Only..	7-0	84 12.0	8-27	.296	3-17	.176	0-1	.000	6	7	13	1.9	14	0	1	3	0	0	19	2.7	
14	BRIGHT, Kelvin.....	5-0	32 6.4	5-13	.385	2-5	.400	1-2	.500	0	1	1	0.2	2	0	3	4	0	1	13	2.6	
	Conference-Only..	2-0	5 2.5	0-2	.000	0-0	.000	0-0	.000	0	0	0	0.0	0	0	0	1	0	0	0	0.0	
11	EHIRIM, Ifeanyi....	16-0	249 15.6	17-28	.607	0-0	.000	6-13	.462	15	24	39	2.4	26	0	9	8	14	7	40	2.5	
	Conference-Only..	7-0	85 12.1	1-5	.200	0-0	.000	1-5	.200	4	11	15	2.1	13	0	1	1	2	2	3	0.4	
12	LANGHURST, Jimmy...	9-0	37 4.1	6-9	.667	3-4	.750	6-6	1.000	0	1	1	0.1	2	0	2	2	0	0	21	2.3	
	Conference-Only..	3-0	9 3.0	1-1	1.000	0-0	.000	2-2	1.000	0	0	0	0.0	0	0	0	0	0	0	4	1.3	
24	GREEN, Dallas.....	7-0	31 4.4	1-5	.200	0-0	.000	7-8	.875	3	6	9	1.3	5	0	0	1	1	1	9	1.3	
	Conference-Only..	3-0	9 3.0	1-1	1.000	0-0	.000	2-2	1.000	0	1	1	0.3	4	0	0	0	0	0	4	1.3	
03	ANTHONY, Eric.....	2-0	6 3.0	0-1	.000	0-1	.000	0-0	.000	0	0	0	0.0	0	0	0	0	0	2	0	0.0	
	Conference-Only..	0-0	0 0.0	0-0	.000	0-0	.000	0-0	.000	0	0	0	0.0	0	0	0	0	0	0	0	0.0	
	TEAM.....									19	29	48	3.2	0			3					
	Conference-Only..									9	9	18	3.0	0			2					

Total.....	16	3200		428-928	.461	111-337	.329	195-269	.725	191	366	557	34.8	297	4	249	237	43	126	1162	72.6	
	Conference-Only..	7	1400		184-414	.444	46-151	.305	78-108	.722	94	158	252	36.0	139	2	94	105	14	50	492	70.3

Opponents.....	16	3200		391-879	.445	106-338	.314	179-286	.626	185	353	538	33.6	275	-	207	262	29	126	1067	66.7	
	Conference-Only..	7	1400		173-377	.459	48-142	.338	93-146	.637	81	155	236	33.7	117	2	93	103	13	57	487	69.6

SCORE BY PERIODS:	1st	2nd	Total
-----	-----	-----	-----
Robert Morris.....	575	587	- 1162
Opponents.....	538	529	- 1067

DEADBALL REBOUNDS:	OFF	DEF	TOTAL
-----	-----	-----	-----
Robert Morris.....	29	1	30
Opponents.....	44	0	44

Robert Morris 2006-07 Basketball
 Robert Morris Team Game-by-Game (as of Jan 18, 2007)
 All games

TEAM STATISTICS

Opponent	Date	Score	W/L	---TOTAL---		--3-PTRS--		FT-FTA		Pct		----REBOUNDS----				PF	A	TO	Blk	Stl	Pts---Avg
				FG-FGA	Pct	3FG-FGA	Pct	Off	Def	Tot	Avg										
FLORIDA INTERNATIONAL	11/13/06	96-72	W	37-62	.597	12-20	.600	10-12	.833	9	20	29	29.0	19	27	14	3	7	96	96.0	
at Marshall	11/17/06	73-69	W	24-66	.364	7-33	.212	18-26	.692	13	26	39	34.0	28	13	16	3	10	73	84.5	
NEW HAMPSHIRE	11/21/06	77-64	W	28-53	.528	10-20	.500	11-12	.917	11	20	31	33.0	12	17	15	2	9	77	82.0	
at Maine	11/26/06	55-43	W	21-53	.396	6-20	.300	7-17	.412	11	36	47	36.5	15	15	23	4	9	55	75.2	
at Pittsburgh	11/29/06	53-67	L	20-54	.370	7-24	.292	6-7	.857	6	20	26	34.4	21	12	12	2	4	53	70.8	
DUQUESNE	12/02/06	73-72	W	27-64	.422	5-19	.263	14-18	.778	17	17	34	34.3	13	15	11	3	13	73	71.2	
at Sacred Heart	12/07/06	74-90	L	28-63	.444	2-22	.091	16-22	.727	14	18	32	34.0	23	13	14	1	6	74	71.6	
at Wagner	12/09/06	60-72	L	23-66	.348	8-28	.286	6-9	.667	16	26	42	35.0	21	13	13	3	6	60	70.1	
YOUNGSTOWN STATE	12/16/06	79-78	W	29-56	.518	6-17	.353	15-24	.625	13	21	34	34.9	23	17	14	1	2	79	71.1	
at Canisius	12/20/06	81-77	W	30-49	.612	7-18	.389	14-18	.778	7	22	29	34.3	19	21	17	7	4	81	72.1	
GOUCHER	12/30/06	83-38	W	28-57	.491	5-15	.333	22-27	.815	10	26	36	34.5	8	18	10	4	18	83	73.1	
QUINNIPIAC	01/04/07	86-68	W	30-63	.476	6-19	.316	20-25	.800	13	24	37	34.7	16	16	13	1	9	86	74.2	
CENTRAL CONNECTICUT S	01/06/07	64-48	W	25-48	.521	9-20	.450	5-9	.556	13	26	39	35.0	18	15	18	1	8	64	73.4	
at Long Island	01/11/07	56-59	L	21-53	.396	7-21	.333	7-14	.500	14	25	39	35.3	25	10	21	5	8	56	72.1	
at Fairleigh Dickinso	01/13/07	70-66	W	25-59	.424	7-17	.412	13-16	.813	9	23	32	35.1	19	11	13	2	7	70	72.0	
SACRED HEART	01/18/07	82-84	L	32-62	.516	7-24	.292	11-13	.846	15	16	31	34.8	17	16	13	1	6	82	72.6	
Robert Morris		1162		428-928	.461	111-337	.329	195-269	.725	191	366	557	34.8	297	249	237	43	126	1162	72.6	
Opponents		1067		391-879	.445	106-338	.314	179-286	.626	185	353	538	33.6	275	207	262	29	126	1067	66.7	

Games played: 16
 Points/game: 72.6
 FG Pct: 46.1
 3FG Pct: 32.9
 FT Pct: 72.5

Rebounds/game: 34.8
 Assists/game: 15.6
 Turnovers/game: 14.8
 Assist/turnover ratio: 1.1
 Steals/game: 7.9
 Blocks/game: 2.7

Robert Morris 2006-07 Basketball
Robert Morris Opponent Game-by-Game (as of Jan 18, 2007)
All games

OPPONENT STATISTICS

Opponent	Date	Score	W/L	---TOTAL---			--3-PTRS--			----REBOUNDS----							Pts---Avg			
				FG-FGA	Pct	3FG-FGA	Pct	FT-FTA	Pct	Off	Def	Tot	Avg	PF	A	TO		Blk	Stl	
FLORIDA INTERNATIONAL	11/13/06	96-72	W	27-50	.540	8-20	.400	10-17	.588	6	17	23	23.0	17	15	18	1	5	72	72.0
at Marshall	11/17/06	73-69	W	24-62	.387	3-24	.125	18-35	.514	19	33	52	37.5	17	16	22	3	8	69	70.5
NEW HAMPSHIRE	11/21/06	77-64	W	24-55	.436	10-29	.345	6-8	.750	12	14	26	33.7	12	12	18	2	6	64	68.3
at Maine	11/26/06	55-43	W	17-59	.288	5-26	.192	4-8	.500	10	27	37	34.5	20	7	17	0	15	43	62.0
at Pittsburgh	11/29/06	53-67	L	27-53	.509	2-17	.118	11-18	.611	9	27	36	34.8	14	18	9	6	5	67	63.0
DUQUESNE	12/02/06	73-72	W	29-50	.580	10-17	.588	4-7	.571	7	22	29	33.8	15	13	21	1	3	72	64.5
at Sacred Heart	12/07/06	74-90	L	31-59	.525	10-24	.417	18-26	.692	15	25	40	34.7	20	17	13	3	11	90	68.1
at Wagner	12/09/06	60-72	L	25-55	.455	8-20	.400	14-22	.636	12	30	42	35.6	13	17	10	2	7	72	68.6
YOUNGSTOWN STATE	12/16/06	79-78	W	26-56	.464	5-17	.294	21-27	.778	11	20	31	35.1	23	7	11	2	10	78	69.7
at Canisius	12/20/06	81-77	W	29-64	.453	8-25	.320	11-17	.647	17	15	32	34.8	20	18	13	1	11	77	70.4
GOUCHER	12/30/06	83-38	W	15-53	.283	7-21	.333	1-3	.333	13	23	36	34.9	20	8	30	0	6	38	67.5
QUINNIPIAC	01/04/07	86-68	W	26-58	.448	8-26	.308	8-12	.667	10	22	32	34.7	19	13	21	4	7	68	67.5
CENTRAL CONNECTICUT S	01/06/07	64-48	W	16-44	.364	3-18	.167	13-20	.650	7	12	19	33.5	15	8	12	0	8	48	66.0
at Long Island	01/11/07	56-59	L	19-48	.396	4-19	.211	17-29	.586	12	23	35	33.6	20	9	19	1	8	59	65.5
at Fairleigh Dickinso	01/13/07	70-66	W	24-57	.421	6-19	.316	12-18	.667	14	26	40	34.0	15	14	16	2	7	66	65.5
SACRED HEART	01/18/07	82-84	L	32-56	.571	9-16	.563	11-19	.579	11	17	28	33.6	15	15	12	1	9	84	66.7
Opponents		1067		391-879	.445	106-338	.314	179-286	.626	185	353	538	33.6	275	207	262	29	126	1067	66.7
Robert Morris		1162		428-928	.461	111-337	.329	195-269	.725	191	366	557	34.8	297	249	237	43	126	1162	72.6

Games played: 16
Points/game: 66.7
FG Pct: 44.5
3FG Pct: 31.4
FT Pct: 62.6

Rebounds/game: 33.6
Assists/game: 12.9
Turnovers/game: 16.4
Assist/turnover ratio: 0.8
Steals/game: 7.9
Blocks/game: 1.8

Robert Morris 2006-07 Basketball
Robert Morris Game-by-Game Points-Rebounds-Assists (as of Jan 18, 2007)
All games

Opponent	Date	Score	WL	02 NWIGWE,ME	03 ANTHONY,E	04 HARRIS,FR	11 EHIRIM,IF	12 LANGHURST	13 COLEMAN,D	14 BRIGHT,KE	21 CHAPPELL,	24 GREEN,DAL
FLORIDA INTERNATIONAL	11/13/06	96-72	W	2- 1- 1	DNP	4- 3- 2	2- 1- 0	0- 0- 0	19- 0- 7	DNP	19- 5- 5	0- 0- 0
at Marshall	11/17/06	73-69	W	7- 3- 0	0- 0- 0	1- 3- 0	0- 3- 0	0- 0- 0	10- 1- 2	0- 0- 1	14- 4- 3	DNP
NEW HAMPSHIRE	11/21/06	77-64	W	2- 2- 0	DNP	4- 1- 1	6- 4- 1	0- 0- 0	12- 2- 9	DNP	13- 5- 2	DNP
at Maine	11/26/06	55-43	W	5- 2- 0	DNP	0- 2- 1	8- 2- 0	DNP	0- 4- 3	DNP	6-11- 2	DNP
at Pittsburgh	11/29/06	53-67	L	0- 3- 0	DNP	0- 0- 0	7- 2- 2	3- 0- 2	12- 2- 3	0- 0- 0	10- 3- 0	0- 0- 0
DUQUESNE	12/02/06	73-72	W	6- 1- 1	DNP	4- 3- 0	2- 5- 3	DNP	14- 2- 4	DNP	8- 7- 1	DNP
at Sacred Heart	12/07/06	74-90	L	8- 5- 0	DNP	0- 1- 0	0- 1- 0	2- 0- 0	9- 3- 7	0- 0- 0	16- 5- 0	4- 1- 0
at Wagner	12/09/06	60-72	L	2- 2- 0	DNP	4- 4- 2	0- 0- 0	DNP	13- 3- 7	DNP	6- 3- 2	DNP
YOUNGSTOWN STATE	12/16/06	79-78	W	4- 1- 0	DNP	16- 4- 1	0- 0- 0	0- 0- 0	8- 0- 5	DNP	15- 6- 4	0- 1- 0
at Canisius	12/20/06	81-77	W	12- 2- 4	DNP	4- 3- 2	7- 3- 1	DNP	14- 2- 4	DNP	10- 2- 5	DNP
GOUCHER	12/30/06	83-38	W	2- 3- 0	0- 0- 0	2- 0- 0	5- 4- 1	14- 1- 0	0- 0- 4	13- 1- 2	9- 2- 6	5- 7- 0
QUINNIPIAC	01/04/07	86-68	W	5- 1- 0	DNP	12- 7- 0	2- 4- 0	2- 0- 0	13- 4-11	0- 0- 0	18- 6- 0	0- 0- 0
CENTRAL CONNECTICUT STA	01/06/07	64-48	W	6- 1- 0	DNP	4- 4- 1	1- 1- 0	DNP	10- 4- 6	DNP	16- 8- 2	DNP
at Long Island	01/11/07	56-59	L	0- 1- 0	DNP	7- 8- 1	0- 5- 1	DNP	11- 2- 1	DNP	19- 2- 3	0- 0- 0
at Fairleigh Dickinson	01/13/07	70-66	W	12- 2- 0	DNP	3- 4- 2	0- 1- 0	0- 0- 0	18- 3- 4	DNP	10-10- 2	DNP
SACRED HEART	01/18/07	82-84	L	2- 1- 1	DNP	10- 4- 1	0- 3- 0	DNP	29- 3- 4	DNP	6- 8- 3	DNP

Opponent	Date	Score	WL	32 JACKSON,A	33 SENAT,COL	42 LEE,TONY
FLORIDA INTERNATIONAL	11/13/06	96-72	W	25- 8- 2	12- 3- 0	13- 7-10
at Marshall	11/17/06	73-69	W	30-15- 3	6- 2- 3	5- 5- 1
NEW HAMPSHIRE	11/21/06	77-64	W	20- 8- 2	2- 0- 0	18- 5- 2
at Maine	11/26/06	55-43	W	21-12- 3	3- 2- 0	12- 6- 6
at Pittsburgh	11/29/06	53-67	L	6- 5- 0	5- 3- 2	10- 7- 3
DUQUESNE	12/02/06	73-72	W	22- 9- 1	0- 0- 0	17- 5- 5
at Sacred Heart	12/07/06	74-90	L	18- 5- 1	0- 1- 0	17- 7- 5
at Wagner	12/09/06	60-72	L	13-11- 1	5- 6- 0	17- 7- 1
YOUNGSTOWN STATE	12/16/06	79-78	W	7- 7- 1	6- 1- 1	23- 8- 5
at Canisius	12/20/06	81-77	W	17- 5- 1	0- 0- 0	17- 7- 4
GOUCHER	12/30/06	83-38	W	4- 7- 0	2- 4- 2	27- 5- 3
QUINNIPIAC	01/04/07	86-68	W	6- 4- 0	8- 4- 0	20- 6- 5
CENTRAL CONNECTICUT STA	01/06/07	64-48	W	13-10- 2	2- 1- 1	12- 7- 3
at Long Island	01/11/07	56-59	L	11- 9- 1	0- 0- 0	8- 9- 3
at Fairleigh Dickinson	01/13/07	70-66	W	21- 4- 1	0- 1- 0	6- 5- 2
SACRED HEART	01/18/07	82-84	L	21- 7- 1	4- 0- 0	10- 5- 6

Robert Morris 2006-07 Basketball
 Robert Morris Game-by-Game Highs (as of Jan 18, 2007)
 All games

Opponent	Date	Score	WL	POINTS	REBOUNDS	ASSISTS	STEALS	BLOCKED SHOTS
FLORIDA INTERNATIONAL	11/13/06	96-72	W	25-JACKSON, A.J.	8-JACKSON, A.J.	10-LEE, Tony	4-CHAPPELL, Jer	2-CHAPPELL, Jer
at Marshall	11/17/06	73-69	W	30-JACKSON, A.J.	15-JACKSON, A.J.	3-JACKSON, A.J. SENAT, Colson CHAPPELL, Jer	3-COLEMAN, Dere LEE, Tony	2-EHIRIM, Ifean
NEW HAMPSHIRE	11/21/06	77-64	W	20-JACKSON, A.J.	8-JACKSON, A.J.	9-COLEMAN, Dere	5-LEE, Tony	1-CHAPPELL, Jer HARRIS, Fredd
at Maine	11/26/06	55-43	W	21-JACKSON, A.J.	12-JACKSON, A.J.	6-LEE, Tony	3-LEE, Tony	3-EHIRIM, Ifean
at Pittsburgh	11/29/06	53-67	L	12-COLEMAN, Dere	7-LEE, Tony	3-LEE, Tony COLEMAN, Dere	1-SENAT, Colson JACKSON, A.J. LEE, Tony COLEMAN, Dere	1-CHAPPELL, Jer EHIRIM, Ifean
DUQUESNE	12/02/06	73-72	W	22-JACKSON, A.J.	9-JACKSON, A.J.	5-LEE, Tony	8-LEE, Tony	1-EHIRIM, Ifean JACKSON, A.J. LEE, Tony
at Sacred Heart	12/07/06	74-90	L	18-JACKSON, A.J.	7-LEE, Tony	7-COLEMAN, Dere	2-LEE, Tony CHAPPELL, Jer	1-NWIGWE, Mezie
at Wagner	12/09/06	60-72	L	17-LEE, Tony	11-JACKSON, A.J.	7-COLEMAN, Dere	3-LEE, Tony	2-JACKSON, A.J.
YOUNGSTOWN STATE	12/16/06	79-78	W	23-LEE, Tony	8-LEE, Tony	5-COLEMAN, Dere LEE, Tony	2-CHAPPELL, Jer	1-SENAT, Colson
at Canisius	12/20/06	81-77	W	17-JACKSON, A.J. LEE, Tony	7-LEE, Tony	5-CHAPPELL, Jer	2-LEE, Tony	2-HARRIS, Fredd EHIRIM, Ifean CHAPPELL, Jer
GOUCHER	12/30/06	83-38	W	27-LEE, Tony	7-GREEN, Dallas JACKSON, A.J.	6-CHAPPELL, Jer	6-LEE, Tony	2-EHIRIM, Ifean
QUINNIPIAC	01/04/07	86-68	W	20-LEE, Tony	7-HARRIS, Fredd	11-COLEMAN, Dere	6-LEE, Tony	1-EHIRIM, Ifean
CENTRAL CONNECTICUT STATE	01/06/07	64-48	W	16-CHAPPELL, Jer	10-JACKSON, A.J.	6-COLEMAN, Dere	4-LEE, Tony	1-CHAPPELL, Jer
at Long Island	01/11/07	56-59	L	19-CHAPPELL, Jer	9-LEE, Tony JACKSON, A.J.	3-CHAPPELL, Jer LEE, Tony	3-LEE, Tony	2-LEE, Tony
at Fairleigh Dickinson	01/13/07	70-66	W	21-JACKSON, A.J.	10-CHAPPELL, Jer	4-COLEMAN, Dere	4-COLEMAN, Dere	1-JACKSON, A.J. CHAPPELL, Jer
SACRED HEART	01/18/07	82-84	L	29-COLEMAN, Dere	8-CHAPPELL, Jer	6-LEE, Tony	2-EHIRIM, Ifean	1-CHAPPELL, Jer

Robert Morris 2006-07 Basketball
Robert Morris Season Schedule/Results & Leaders (as of Jan 18, 2007)
All games

RECORD:	OVERALL	HOME	AWAY	NEUTRAL
ALL GAMES.....	(11-5)	(7-1)	(4-4)	(0-0)
CONFERENCE.....	(3-4)	(2-1)	(1-3)	(0-0)
NON-CONFERENCE.....	(8-1)	(5-0)	(3-1)	(0-0)

DATE	TIME	OPPONENT		SCORE	ATTEND	HIGH POINTS	HIGH REBOUNDS
11/13/06	7:00 p.m.	FLORIDA INTERNATIONAL	W	96-72	1058	(25)JACKSON, A.J.	(8)JACKSON, A.J.
11/17/06	7:05 p.m.	at Marshall	W	73-69	3559	(30)JACKSON, A.J.	(15)JACKSON, A.J.
11/21/06	7:00 p.m.	NEW HAMPSHIRE	W	77-64	914	(20)JACKSON, A.J.	(8)JACKSON, A.J.
11/26/06	1:00 p.m.	at Maine	W	55-43	1121	(21)JACKSON, A.J.	(12)JACKSON, A.J.
11/29/06	7:30 p.m.	at Pittsburgh		53-67	L 11131	(12)COLEMAN, Derek	(7)LEE, Tony
12/02/06	7:00 p.m.	DUQUESNE	W	73-72	2089	(22)JACKSON, A.J.	(9)JACKSON, A.J.
12/07/06	7:00 p.m.	* at Sacred Heart		74-90	L 711	(18)JACKSON, A.J.	(7)LEE, Tony
12/09/06	12:00 p.m.	* at Wagner		60-72	L 1469	(17)LEE, Tony	(11)JACKSON, A.J.
12/16/06	7:00 p.m.	YOUNGSTOWN STATE	W	79-78	879	(23)LEE, Tony	(8)LEE, Tony
12/20/06	7:05 p.m.	at Canisius	W	81-77	806	(17)LEE, Tony	(7)LEE, Tony
						(17)JACKSON, A.J.	
12/30/06	2:00 p.m.	GOUCHER	W	83-38	568	(27)LEE, Tony	(7)JACKSON, A.J.
							(7)GREEN, Dallas
01/04/07	7:00 p.m.	* QUINNIPIAC	W	86-68	749	(20)LEE, Tony	(7)HARRIS, Freddie
01/06/07	7:00 p.m.	* CENTRAL CONNECTICUT STATE	W	64-48	784	(16)CHAPPELL, Jeremy	(10)JACKSON, A.J.
01/11/07	7:00 p.m.	* at Long Island		56-59	L 312	(19)CHAPPELL, Jeremy	(9)JACKSON, A.J.
							(9)LEE, Tony
01/13/07	7:30 p.m.	* at Fairleigh Dickinson	W	70-66	612	(21)JACKSON, A.J.	(10)CHAPPELL, Jeremy
01/18/07	7:00 p.m.	* SACRED HEART		82-84	L 1069	(29)COLEMAN, Derek	(8)CHAPPELL, Jeremy
01/20/07	7:00 p.m.	* MOUNT ST. MARY'S					
01/23/07	8:00 p.m.	* at Saint Francis (Pa.)					
01/27/07	7:00 p.m.	* at Monmouth					
02/01/07	7:00 p.m.	* FAIRLEIGH DICKINSON					
02/03/07	3:30 p.m.	* SAINT FRANCIS (PA.)					
02/10/07	7:00 p.m.	* at Mount St. Mary's					
02/15/07	7:00 p.m.	* WAGNER					
02/17/07	7:00 p.m.	* ST. FRANCIS (N.Y.)					
02/22/07	7:00 p.m.	* at Central Connecticut State					
02/24/07	Noon	* at Quinnipiac					
02/26/07	7:00 p.m.	* LONG ISLAND					

* - Conference game

ATTENDANCE SUMMARY	GAMES	TOTALS	AVG/GAME
HOME.....	8	8110	1014
AWAY.....	8	19721	2465
NEUTRAL.....	0	0	0
TOTAL.....	16	27831	1739