



Measure 3: Candidate Competency at Completion

Ability of Completers to Meet Licensing Requirements


The Pennsylvania Department of Education (PDE) requires the passing of [Content Exams based upon the certification content area](#). These are a series of Pennsylvania Educator Certification Tests (PECT) from [Pearson Education](#) or Praxis II exam(s) through [Educational Testing Service \(ETS\)](#). RMU teacher candidates are required to take the content licensure exams prior to student teaching, or their final course in advanced programs.

The PDE determines the cut score required for each exam for certification. In addition, the PDE has provided a GPA Qualifying Scale which adjusts the required cut score based upon a candidates' final teacher preparation program GPA.

Results

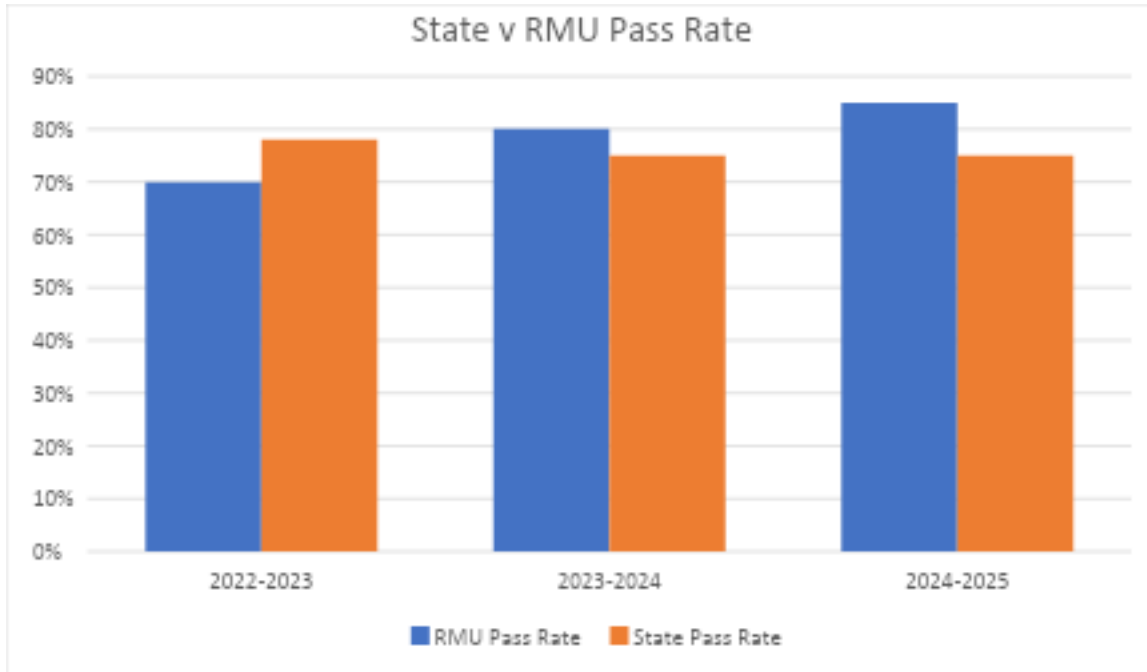
RMU and the PDE receive individual student scores directly from ETS/Pearson. In addition, these scores are sent to and reported by the Title II Program Completer Pass Rate Report. These institutional results are presented in Table 1. Please note that the Title II pass rates do not recognize the PDE GPA Qualifying Score as a 'passing' score.

Table 1. Title II Reporting Services Institutional Results

		<i>HEOA - Title II 2024 - 2025 Academic Year</i>					
Institution Name	Robert Morris University						
Institution Code	2769						
State	Pennsylvania						
							<i>April 3, 2026</i>
				Statewide			
Group	Number Taking Assessment ¹	Number Passing Assessment ²	Institutional Pass Rate	Number Taking Assessment ¹	Number Passing Assessment ²	Statewide Pass Rate	
All program completers, 2024-25	26	22	85%	4806	3608	75%	
All program completers, 2023-24	20	16	80%	4812	3610	75%	
All program completers, 2022-23	23	16	70%	4194	3265	78%	

The Title II Institutional Results are depicted graphically in Figure 1. As indicated in both Table 1 and Figure 1, RMU pass rates are typically above the state pass rate.

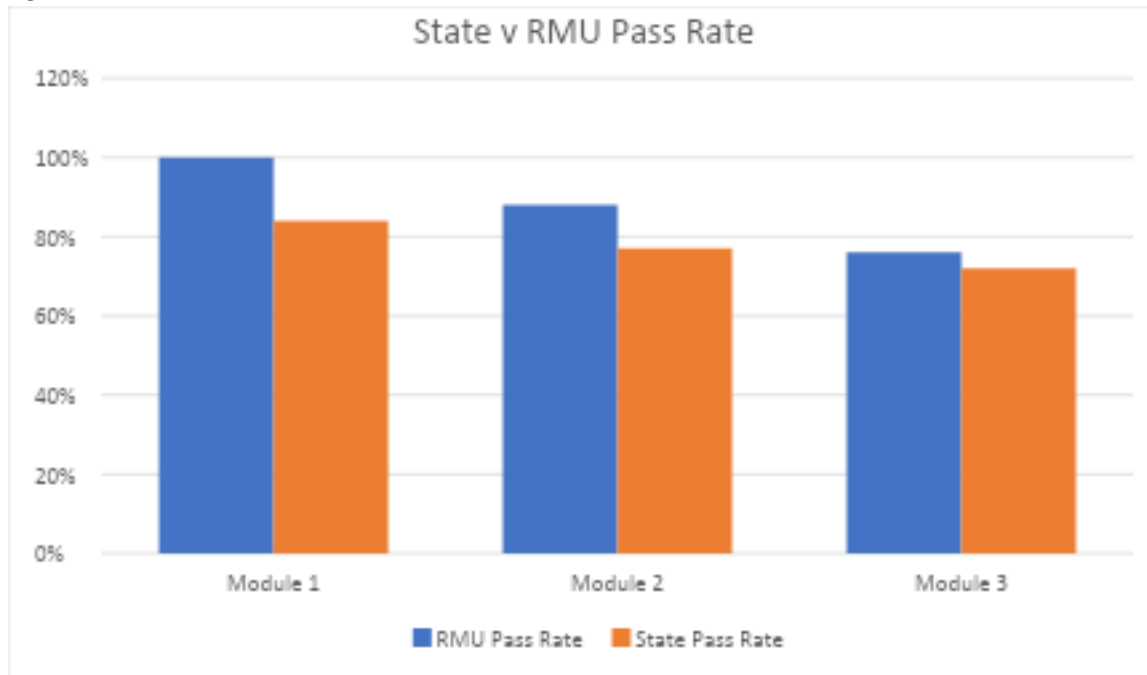
Figure 1. RMU Initial Licensure Certification Test Pass Rates vs. Statewide Pass Rates



Results by Test

The Title II Reporting Services also reports results by single assessment test. Many areas of PA certification require multiple tests. For example, certification in PK-4 requires three tests, certification in special education PK-12 requires two tests, and certification in middle level requires four exams. Results are not reported for tests when the sample size is small, therefore the only RMU results by test presented for external constituents are for the PECT Modules 1, 2, and 3. These tests are taken by both early childhood teacher candidates and those seeking dual early childhood and special education certification. Results for 2024-2025 are presented in Figure 2 and indicate that for all three modules, RMU teacher candidates' passing rate is above the statewide passing rate. For all other tests, results are available for CAEP reporting purposes.

Figure 2. 2024-2025 RMU and State PECT Module 1, 2, and 3 Pass Rates



Results by Program

ETS does not report results by program. RMU disaggregates results by program. Due to small *n* in the programs, data for only one program and one of the last three years is presented to external constituents. Results on the PECT exams for Early Childhood Program Completers in 2024-2025 are presented in Table 2. Please note this also includes the number who passed using the GPA qualifier. Data for all other programs is available to CAEP.

Table 2. PECT Results for Early Childhood Program Completers 2024-2025

Assessment	Number Taking	Number Passing	RMU Pass Rate	Statewide Pass Rate	Percent Passing 1st Time Taking Exam	Cut Score	RMU Average Scaled Score	Statewide Average Scaled Score	Number Using GPA Qualifier
PECT PreK-4 Module 1	10	9	90%	84%	80%	197	223	219	0
PECT PreK-4 Module 2	10	8	80%	82%	40%	193	201	217	0
PECT PreK-4 Module 3	10	9	90%	75%	30%	193	201	214	1

Results for Advanced Certifications

Advanced certification test score results are not received via the Title II Program Completer Pass Rate Report. As such, state pass rates are not available. Individual student state teacher licensure test results are pulled from ETS and Pearson and recorded by the Certification Specialist in our database. Results for all advanced programs are presented in Table 3 and Figure 2. These results are presented by students' program completion year.

Figure 2. RMU Advanced Program Licensure Certification Test Pass Rates

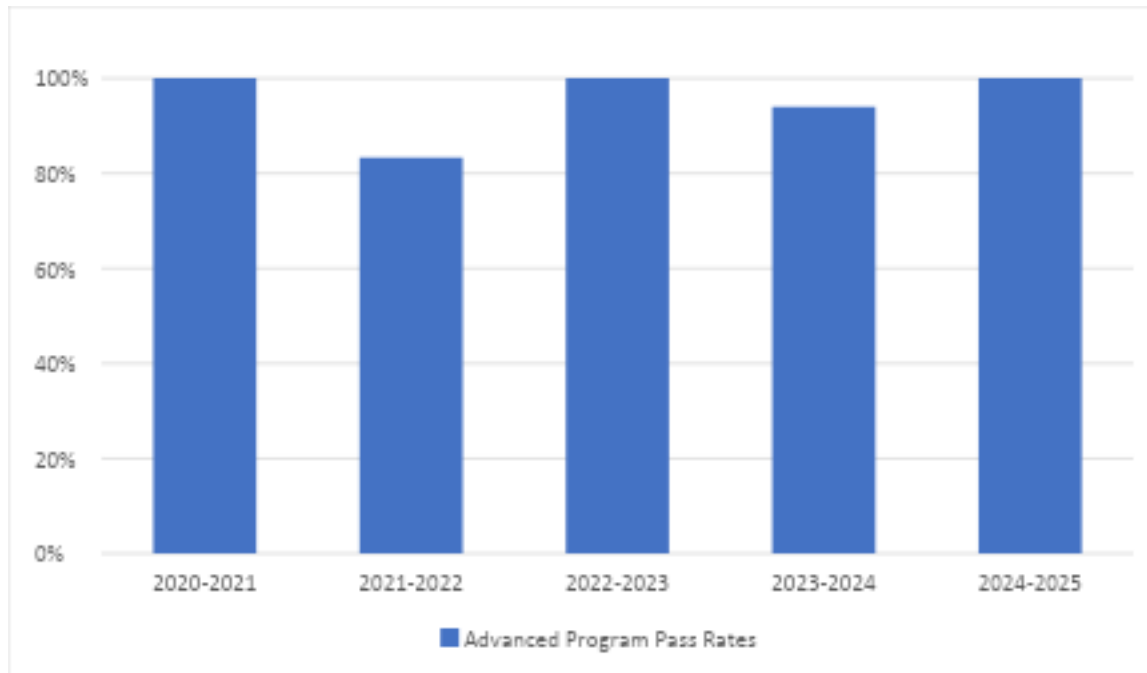


Table 3. Summary Advanced Programs Pass Rate

AY	Number Taking Assessment	Number Passing Assessment	RMU Pass Rate
2024-2025	13	13	100%
2023-2024	17	16	94.1%
2022-2023	10	10	100%
2021-2022	*	*	*
2020-2021	10	10	100%

Results for Advanced Programs by Program

RMU disaggregates results by program. Due to small *n* in the programs, data for only one graduate program, Principal Certification, are presented to external constituents. Candidates seeking Principal Certification take test 6990 and the passing score for this examination is 151. Results for this program are presented in Table 4. Disaggregated data for other programs is available to CAEP.

Table 4. PRAXIS Results for Principal Program Completers

Completer Academic Year	Number Taking	Number Passing	RMU Pass Rate	Percent Passing 1st Time Taking Exam	Cut Score	RMU Average Scaled Score	Number Using GPA Qualifier
2024-2025	11	11	100%	100%	151	171	1
2023-2024	14	14	100%	100%	151	172	0
2022-2023	*	*	*	*	*	*	*

Note: Statewide pass rate and averaged scaled score not available

The data strongly support the claim that students enrolled in initial certification and advanced programs at RMU are able to demonstrate proficient knowledge of subject matter in their area of certification and meet the PDE licensing requirements.